

INDACHI[®]

ERGONOMIC OFFICE CHAIR

High Quality

PROFESSIONAL
OFFICE SPACE



Slim



Style

OFFICE SEAT



Image



Seating part



Stackable

CHAIR'S | SOFA'S | PARTITION | WORKSTATION | OFFICE FURNITURE | SAFE'S





CYAN S I AL

Widht : 56 (cm)
Depth : 52 (cm)
Hight : 110-118 (cm)



CYAN S II N

Widht : 56 (cm)
Depth : 52 (cm)
Hight : 95-103 (cm)



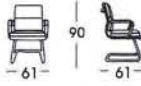
CYAN S II CR

Widht : 56 (cm)
Depth : 52 (cm)
Hight : 95-103 (cm)



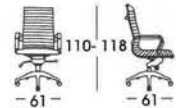
CYAN S III VCR

Widht : 56 (cm)
Depth : 52 (cm)
Hight : 90 (cm)



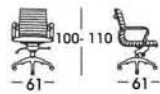
CYAN I AL

Widht : 56 (cm)
Depth : 52 (cm)
Hight : 110-118 (cm)



CYAN II N

Widht : 56 (cm)
Depth : 52 (cm)
Hight : 100-110 (cm)



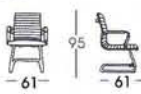
CYAN II CR

Widht : 56 (cm)
Depth : 52 (cm)
Hight : 105-115 (cm)



CYAN III VCR

Widht : 56 (cm)
Depth : 52 (cm)
Hight : 95 (cm)



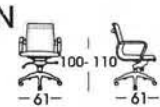
CYAN NET I

Widht : 56 (cm)
Depth : 52 (cm)
Hight : 110-118 (cm)



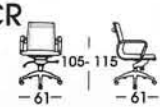
CYAN NET II N

Widht : 56 (cm)
Depth : 52 (cm)
Hight : 100-110 (cm)



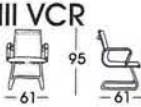
CYAN NET II CR

Widht : 56 (cm)
Depth : 52 (cm)
Hight : 105-115 (cm)



CYAN NET III VCR

Widht : 56 (cm)
Depth : 52 (cm)
Hight : 95 (cm)



ODiDY

Odidy series- give the most advanced ergonomic for any office arrangement.



ODIDY I Large- AL



Widht : 56 (cm)
Depth : 52 (cm)
High : 110-118 (cm)



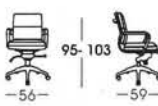
ODIDY I AL



Widht : 51 (cm)
Depth : 47 (cm)
High : 110-118 (cm)



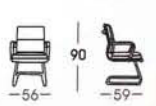
ODIDY II CR



Widht : 49 (cm)
Depth : 42 (cm)
High : 95-103 (cm)



ODIDY III VCR



Widht : 49 (cm)
Depth : 42 (cm)
High : 90 (cm)



NEST I Large- AL



Widht : 56 (cm)
Depth : 52 (cm)
High : 110-118 (cm)



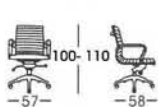
NEST I AL



Widht : 51 (cm)
Depth : 46 (cm)
High : 110-118 (cm)



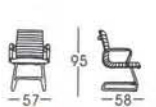
NEST II CR



Widht : 49 (cm)
Depth : 46 (cm)
High : 100-110 (cm)



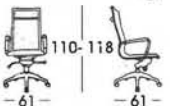
NEST III VCR



Widht : 49 (cm)
Depth : 46 (cm)
High : 95 (cm)



PRESTI I Large- AL



Widht : 56 (cm)
Depth : 52 (cm)
High : 110-118 (cm)



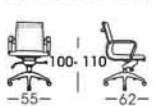
PRESTI I AL



Widht : 51 (cm)
Depth : 43 (cm)
High : 110-118 (cm)



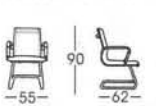
PRESTI II CR



Widht : 49 (cm)
Depth : 43 (cm)
High : 100-110 (cm)



PRESTI III VCR



Widht : 49 (cm)
Depth : 43 (cm)
High : 90 (cm)

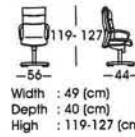
PRESTI

Fabric are available in 6 colour variation.





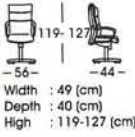
D- 3100 AL



Width : 49 (cm)
Depth : 40 (cm)
High : 119-127 (cm)



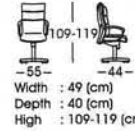
D- 3100



Width : 49 (cm)
Depth : 40 (cm)
High : 119-127 (cm)



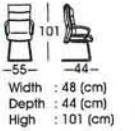
D- 3200 CR



Width : 49 (cm)
Depth : 40 (cm)
High : 109-119 (cm)



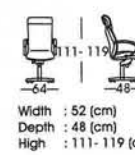
D- 3200 U- CR



Width : 48 (cm)
Depth : 44 (cm)
High : 101 (cm)



D- 3300 AL



Width : 52 (cm)
Depth : 48 (cm)
High : 111- 119 (cm)



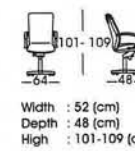
D- 3300



Width : 52 (cm)
Depth : 48 (cm)
High : 111- 119 (cm)



D- 3400 CR



Width : 52 (cm)
Depth : 48 (cm)
High : 101-109 (cm)



D- 3400 U- CR



Width : 52 (cm)
Depth : 48 (cm)
High : 101 (cm)



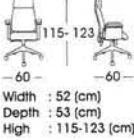
D- 3500 AL



Width : 52 (cm)
Depth : 53 (cm)
High : 115-123 (cm)



D- 3500



Width : 52 (cm)
Depth : 53 (cm)
High : 115-123 (cm)



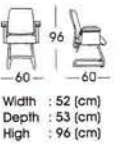
D- 3600 CR



Width : 52 (cm)
Depth : 53 (cm)
High : 95- 103 (cm)



D- 3600 U- CR



Width : 52 (cm)
Depth : 53 (cm)
High : 96 (cm)

(4)



MATIC I AL
128-136
65
64



MATIC I N
128-136
65
64
Width : 52 (cm)
Depth : 48 (cm)
High : 128- 136 (cm)



MATIC II AL
120-128
65
64
Width : 52 (cm)
Depth : 48 (cm)
High : 120-128 (cm)



MATIC II N
120-128
65
64
Width : 52 (cm)
Depth : 48 (cm)
High : 120- 128 (cm)

RECOM



RECOM I AL
119-125
70
64
Width : 53 (cm)
Depth : 48 (cm)
High : 119-125 (cm)



RECOM II AL
100-106
70
64
Width : 53 (cm)
Depth : 48 (cm)
High : 100-106 (cm)



RECOM III VCR
100
70
64
Width : 53 (cm)
Depth : 48 (cm)
High : 100 (cm)



RECOM III VSCR
100
70
64
Width : 53 (cm)
Depth : 48 (cm)
High : 100 (cm)

FIRETI



FIRETI I AL
119-125
70
64
Width : 53 (cm)
Depth : 48 (cm)
High : 119-125 (cm)



FIRETI II AL
119-125
70
64
Width : 53 (cm)
Depth : 48 (cm)
High : 119-125 (cm)



FIRETI II N
100-106
70
64
Width : 48 (cm)
Depth : 44 (cm)
High : 100-106 (cm)



FIRETI III VCR
100
70
64
Width : 53 (cm)
Depth : 48 (cm)
High : 100 (cm)



RECOISER I



RECOISER II

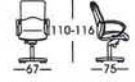
RECOISER I



Width : 54 (cm)
Depth : 52 (cm)
High : 134-140 (cm)



RECOISER II



Width : 54 (cm)
Depth : 52 (cm)
High : 110- 116 (cm)

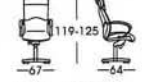
FEEDA



PRESO



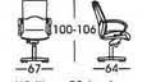
FEEDA I AL



Width : 53 (cm)
Depth : 48 (cm)
High : 119-125 (cm)



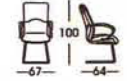
FEEDA II AL



Width : 53 (cm)
Depth : 48 (cm)
High : 100-106 (cm)



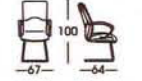
FEEDA III VSCR



Width : 53 (cm)
Depth : 48 (cm)
High : 100 (cm)



FEEDA III VCR



Width : 53 (cm)
Depth : 48 (cm)
High : 100 (cm)



PRESO I AL



Width : 55 (cm)
Depth : 50 (cm)
High : 123- 129 (cm)



PRESO I N



Width : 55 (cm)
Depth : 50 (cm)
High : 123- 129 (cm)



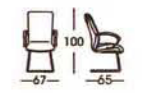
PRESO II AL



Width : 55 (cm)
Depth : 50 (cm)
High : 100-106 (cm)



PRESO III VCR



Width : 55 (cm)
Depth : 50 (cm)
High : 100 (cm)



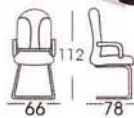
D- 600 AL

Width : 54 (cm)
Depth : 56 (cm)
High : 118-124 (cm)



D- 610

Width : 54 (cm)
Depth : 56 (cm)
High : 112-118 (cm)



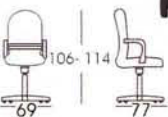
D- 610 U- CR

Width : 54 (cm)
Depth : 56 (cm)
High : 112 (cm)



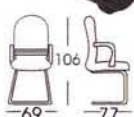
D- 620 AL

Width : 57 (cm)
Depth : 51 (cm)
High : 124-130 (cm)



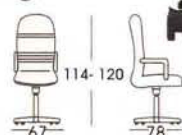
D- 630

Width : 57 (cm)
Depth : 51 (cm)
High : 106- 114 (cm)



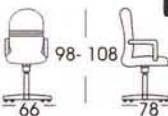
D- 630 U- COT

Width : 57 (cm)
Depth : 51 (cm)
High : 106 (cm)



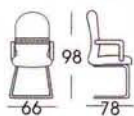
D- 641 AL

Width : 53 (cm)
Depth : 48 (cm)
High : 114-120 (cm)



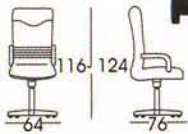
D- 651

Width : 53 (cm)
Depth : 48 (cm)
High : 98-108 (cm)



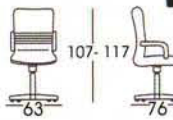
D- 651 U- CR

Width : 53 (cm)
Depth : 48 (cm)
High : 98 (cm)



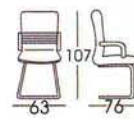
D- 660 AL

Width : 56 (cm)
Depth : 51 (cm)
High : 116-124 (cm)



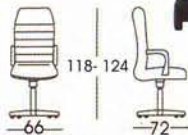
D- 670

Width : 56 (cm)
Depth : 51 (cm)
High : 107-117 (cm)



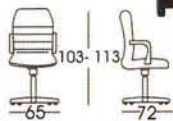
D- 670 U- CR

Width : 56 (cm)
Depth : 51 (cm)
High : 107 (cm)



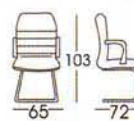
D- 680 AL

Width : 53 (cm)
Depth : 48 (cm)
High : 118-124 (cm)



D- 690

Width : 53 (cm)
Depth : 48 (cm)
High : 103-113 (cm)



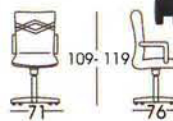
D- 690 U- CR

Width : 53 (cm)
Depth : 48 (cm)
High : 103 (cm)



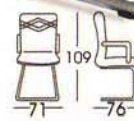
D- 520 AL

Width : 58 (cm)
Depth : 51 (cm)
High : 125-133 (cm)



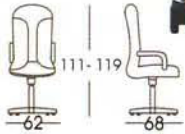
D- 530

Width : 58 (cm)
Depth : 51 (cm)
High : 109-119 (cm)



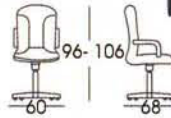
D- 530 U- CR

Width : 58 (cm)
Depth : 51 (cm)
High : 109 (cm)



D- 560 AL

Width : 52 (cm)
Depth : 53 (cm)
High : 111-119 (cm)



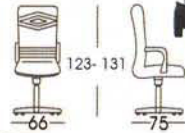
D- 570

Width : 52 (cm)
Depth : 53 (cm)
High : 96-106 (cm)



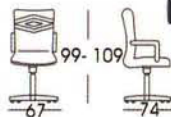
D- 570 U- CR

Width : 53 (cm)
Depth : 52 (cm)
High : 96 (cm)



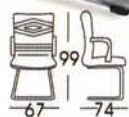
D- 581 AL

Width : 57 (cm)
Depth : 51 (cm)
High : 123-131 (cm)



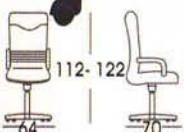
D- 582

Width : 57 (cm)
Depth : 51 (cm)
High : 99-109 (cm)



D- 582 U- CR

Width : 57 (cm)
Depth : 51 (cm)
High : 99 (cm)



D- 1000

Width : 57 (cm)
Depth : 51 (cm)
High : 112-122 (cm)





CATOLIS I AL



Width : 53 (cm)
Depth : 48 (cm)
High : 119-125 (cm)



CATOLIS I N



Width : 53 (cm)
Depth : 48 (cm)
High : 119-125 (cm)



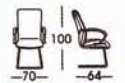
CATOLIS II N



Width : 53 (cm)
Depth : 48 (cm)
High : 100-106 (cm)



CATOLIS III VCR



Width : 53 (cm)
Depth : 48 (cm)
High : 100 (cm)

OBAMA



OBAMA I AL



Width : 51 (cm)
Depth : 51 (cm)
High : 119-125 (cm)



OBAMA II AL



Width : 51 (cm)
Depth : 51 (cm)
High : 100-106 (cm)



OBAMA III VCR



Width : 51 (cm)
Depth : 51 (cm)
High : 100 (cm)



OBAMA III VSCR



Width : 51 (cm)
Depth : 51 (cm)
High : 100 (cm)

DIZEL



DIZEL S- I AL



Width : 51 (cm)
Depth : 51 (cm)
High : 110-118 (cm)



DIZEL I N



Width : 51 (cm)
Depth : 51 (cm)
High : 110-118 (cm)



DIZEL II AL



Width : 51 (cm)
Depth : 51 (cm)
High : 104-110 (cm)



DIZEL III VCR



Width : 51 (cm)
Depth : 51 (cm)
High : 104 (cm)



Width : 76 (cm)
Depth : 50 (cm)
High : 104-112 (cm)
104-112
84 92

D- 3700 AL



Width : 76 (cm)
Depth : 50 (cm)
High : 104-112 (cm)
104-112
84 91

D- 3700 CR



Width : 76 (cm)
Depth : 50 (cm)
High : 104-112 (cm)
104-112
84 92

D- 3700



Net Colour
[Black] [Blue] [Red]



D- 3800 AL

Width : 47 (cm)
Depth : 45 (cm)
High : 114-120 (cm)
114-120
66 66



D- 3800

Width : 47 (cm)
Depth : 45 (cm)
High : 114-120 (cm)
114-120
66 66



D- 3900 AL

Width : 47 (cm)
Depth : 45 (cm)
High : 104-110 (cm)
104-110
56 56



D- 3900

Width : 47 (cm)
Depth : 45 (cm)
High : 104-110 (cm)
104-110
56 56



D- 4000 AL

Width : 48 (cm)
Depth : 46 (cm)
High : 124-130 (cm)
124-130
63 65



D- 4000

Width : 48 (cm)
Depth : 46 (cm)
High : 124-130 (cm)
124-130
63 65



D- 4100 AL

Width : 48 (cm)
Depth : 46 (cm)
High : 105-111 (cm)
105-111
63 64



D- 4100

Width : 48 (cm)
Depth : 46 (cm)
High : 105-111 (cm)
105-111
63 64



D- 4200 AL



D- 4200 AL



Width : 55 (cm)
Depth : 73 (cm)
High : 123- 132 (cm)



D- 4300 AL



Width : 55 (cm)
Depth : 73 (cm)
High : 108- 117 (cm)



D- 4500 AL

Width : 48 (cm)
Depth : 46 (cm)
High : 105-111 (cm)



D- 4500 N

Width : 48 (cm)
Depth : 46 (cm)
High : 105-111 (cm)



D- 4400 AL

Width : 48 (cm)
Depth : 46 (cm)
High : 124-130 (cm)





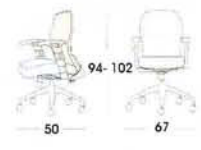
D- 4600 AL



Width : 54 (cm)
 Depth : 56 (cm)
 High : 112- 120 (cm)



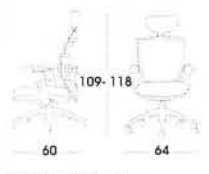
D- 4700



Width : 54 (cm)
 Depth : 56 (cm)
 High : 94- 102 (cm)



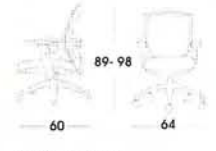
D- 4800 AL



Width : 51 (cm)
 Depth : 50 (cm)
 High : 109- 118 (cm)



D- 4900

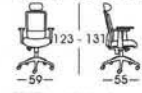


Width : 51 (cm)
 Depth : 50 (cm)
 High : 89- 98 (cm)

VIMAX



VIMAX I ALF



Width : 46 (cm)
Depth : 47 (cm)
High : 123-131 (cm)



VIMAX II CR



Width : 46 (cm)
Depth : 47 (cm)
High : 103-111 (cm)

VIMAX III VCR



Width : 46 (cm)
Depth : 47 (cm)
High : 103 (cm)



VIMAX IV VCR

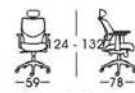


Width : 46 (cm)
Depth : 47 (cm)
High : 103 (cm)

ENZO



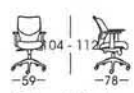
ENZO I ALF



Width : 46 (cm)
Depth : 47 (cm)
High : 124-132 (cm)



ENZO II CRF



Width : 46 (cm)
Depth : 47 (cm)
High : 104-112 (cm)



ENZO II N



Width : 46 (cm)
Depth : 47 (cm)
High : 104-112 (cm)



ENZO IV VCR

ENZO III VCR



Width : 46 (cm)
Depth : 47 (cm)
High : 104 (cm)

FLAMINGO



FLAMINGO I AL



Width : 46 (cm)
Depth : 47 (cm)
High : 123-131 (cm)



FLAMINGO II CR



Width : 46 (cm)
Depth : 47 (cm)
High : 103-111 (cm)



FLAMINGO II N



Width : 46 (cm)
Depth : 47 (cm)
High : 103-111 (cm)



FLAMINGO III N



Width : 46 (cm)
Depth : 47 (cm)
High : 103-111 (cm)



LEXTON



VECTO I AL

117-123
-64-
-64-
Width : 50 (cm)
Depth : 47 (cm)
High : 117-123 (cm)



VECTO II N

95-103
-64-
-64-
Width : 50 (cm)
Depth : 47 (cm)
High : 95-103 (cm)



VECTO III N

84-94
-64-
-64-
Width : 50 (cm)
Depth : 47 (cm)
High : 84-94 (cm)



VECTO III VCR

84
-64-
-64-
Width : 50 (cm)
Depth : 47 (cm)
High : 84 (cm)



LEXTON I AL

112-118
-70-
-69-
Width : 56 (cm)
Depth : 41 (cm)
High : 112-118 (cm)



LEXTON I N

112-118
-70-
-69-
Width : 56 (cm)
Depth : 51 (cm)
High : 112-118 (cm)



LEXTON II AL

95-101
-70-
-69-
Width : 56 (cm)
Depth : 51 (cm)
High : 95-101 (cm)



LEXTON III VCR

95
-70-
-69-
Width : 56 (cm)
Depth : 51 (cm)
High : 95 (cm)

TREX



TREX I AL

119-127
-68-
-64-
Width : 46 (cm)
Depth : 48 (cm)
High : 119-127 (cm)



TREX I N

119-127
-68-
-64-
Width : 46 (cm)
Depth : 48 (cm)
High : 119-127 (cm)



TREX II AL

96-104
-68-
-64-
Width : 46 (cm)
Depth : 48 (cm)
High : 96-104 (cm)

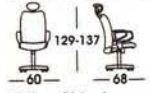


TREX III AL

86-94
-68-
-64-
Width : 46 (cm)
Depth : 48 (cm)
High : 86-94 (cm)



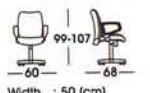
VITAGE I AL



Width : 50 (cm)
Depth : 47 (cm)
High : 129-137 (cm)



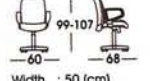
VITAGE II N



Width : 50 (cm)
Depth : 47 (cm)
High : 99-107 (cm)



VITAGE II CR



Width : 50 (cm)
Depth : 47 (cm)
High : 99-107 (cm)



VITAGE III VCR

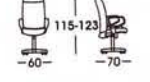


Width : 50 (cm)
Depth : 47 (cm)
High : 99 (cm)

FORMOS



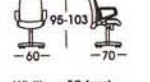
FORMOS I AL



Width : 50 (cm)
Depth : 47 (cm)
High : 115-123 (cm)



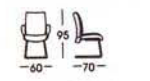
FORMOS II CR



Width : 50 (cm)
Depth : 47 (cm)
High : 95-103 (cm)



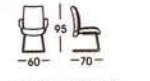
FORMOS III VCR



Width : 50 (cm)
Depth : 47 (cm)
High : 95 (cm)



FORMOS III VSCR

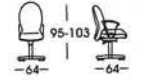


Width : 50 (cm)
Depth : 47 (cm)
High : 95 (cm)

COSMO



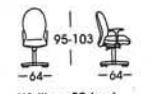
COSMO I FIX AL



Width : 50 (cm)
Depth : 47 (cm)
High : 95-103 (cm)



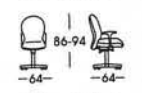
COSMO II N



Width : 50 (cm)
Depth : 47 (cm)
High : 95-103 (cm)



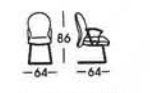
COSMO IIT N



Width : 50 (cm)
Depth : 47 (cm)
High : 86-94 (cm)



COSMO III FIX VCR



Width : 50 (cm)
Depth : 47 (cm)
High : 86 (cm)



ORPUS



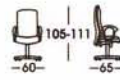
VERSUS I AL



Width : 50 (cm)
Depth : 47 (cm)
High : 119-125 (cm)



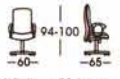
VERSUS II AL



Width : 50 (cm)
Depth : 47 (cm)
High : 105-111 (cm)



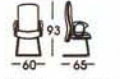
VERSUS III N



Width : 50 (cm)
Depth : 47 (cm)
High : 94-100 (cm)



VERSUS III VCR



Width : 50 (cm)
Depth : 47 (cm)
High : 93 (cm)



JEP



ORPUS I AL



Width : 45 (cm)
Depth : 48 (cm)
High : 111-119 (cm)



ORPUS II CR



Width : 45 (cm)
Depth : 48 (cm)
High : 89-97 (cm)



ORPUS II N



Width : 45 (cm)
Depth : 48 (cm)
High : 89-97 (cm)



ORPUS III VCR



Width : 45 (cm)
Depth : 48 (cm)
High : 89 (cm)



JEP D I AL



JEP I AL



Width : 45 (cm)
Depth : 48 (cm)
High : 89-97 (cm)



JEP I CR



Width : 45 (cm)
Depth : 48 (cm)
High : 89-97 (cm)



JEP I N



Width : 45 (cm)
Depth : 48 (cm)
High : 89-97 (cm)



JEP III VCR



Width : 45 (cm)
Depth : 48 (cm)
High : 89 (cm)

JEP IV VCR

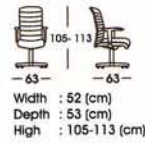




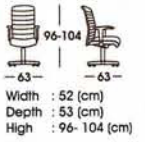
ALTO I AL



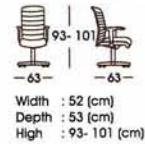
ALTO I AL



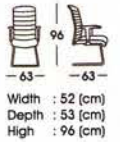
ALTO II AL



ALTO II N



ALTO III VCR



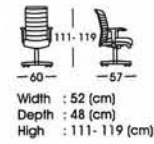
ZETA



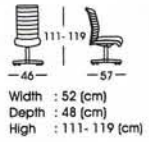
ZETA I AL



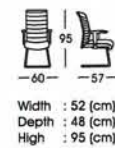
ZETA I N



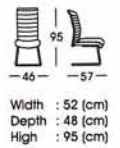
ZETA II AL



ZETA III VCR



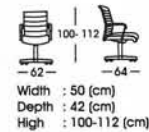
ZETA IV VCR



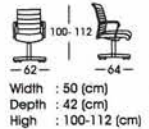
ESTOO



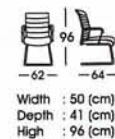
ESTOO I N



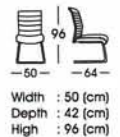
ESTOO I AL



ESTOO III VCR



ESTOO IV VCR

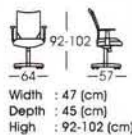




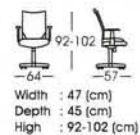
DRAV I AL



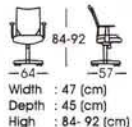
DRAV II CR



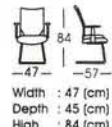
DRAV II N



DRAV III CR



DRAV IV VCR



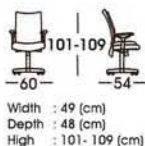
CAPRI SERIES



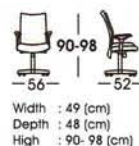
PIVOT



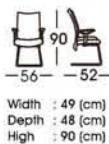
D- CAPRI I CR



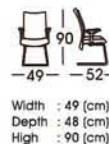
D- CAPRI II N



D- CAPRI III VCR



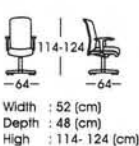
D- CAPRI IV VCR



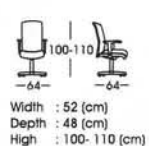
PIVOT I AL



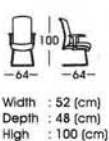
PIVOT I N



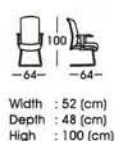
PIVOT II CR



PIVOT III VCR



PIVOT IV VCR





D- 3012 N

 Width : 48 (cm)
 Depth : 48 (cm)
 Highl : 101-109 (cm)



D- 3013

 Width : 48 (cm)
 Depth : 48 (cm)
 Highl : 92-102 (cm)



D- 3013 CR

 Width : 48 (cm)
 Depth : 48 (cm)
 Highl : 92-100 (cm)



D- 3013 UA- CR

 Width : 48 (cm)
 Depth : 48 (cm)
 Highl : 82 (cm)



CYVER



D- 3001 AL

 Width : 48 (cm)
 Depth : 44 (cm)
 High : 111-119 (cm)



D- 3002 CR

 Width : 48 (cm)
 Depth : 44 (cm)
 High : 90-98 (cm)



D- 3002

 Width : 48 (cm)
 Depth : 44 (cm)
 High : 88-96 (cm)



D- 3002 UA- CR

 Width : 48 (cm)
 Depth : 44 (cm)
 High : 92 (cm)



CYVER D - I CR

 Width : 51 (cm)
 Depth : 51 (cm)
 High : 107-117 (cm)



CYVER I N

 Width : 51 (cm)
 Depth : 51 (cm)
 High : 83-93 (cm)



CYVER II CR

 Width : 51 (cm)
 Depth : 51 (cm)
 High : 83-93 (cm)



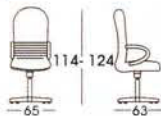
CYVER IV - VCR

 Width : 51 (cm)
 Depth : 51 (cm)
 High : 83 (cm)



D- 701 AL

Width : 54 (cm)
Depth : 52 (cm)
High : 114-124 (cm)



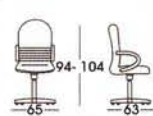
D- 702

Width : 54 (cm)
Depth : 52 (cm)
High : 104- 114 (cm)



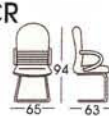
D- 703

Width : 54 (cm)
Depth : 52 (cm)
High : 94- 104 (cm)



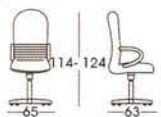
D- 703 U CR

Width : 54 (cm)
Depth : 52 (cm)
High : 94 (cm)



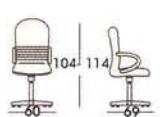
D- 700 AL

Width : 50 (cm)
Depth : 49 (cm)
High : 114-124 (cm)



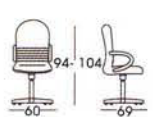
D- 710

Width : 50 (cm)
Depth : 49 (cm)
High : 104- 114 (cm)



D- 720

Width : 50 (cm)
Depth : 49 (cm)
High : 94- 104 (cm)



D- 730 U

Width : 50 (cm)
Depth : 49 (cm)
High : 94 (cm)



D- 2500 AL

Width : 54 (cm)
Depth : 45 (cm)
High : 119-129 (cm)



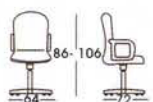
D- 2600

Width : 54 (cm)
Depth : 45 (cm)
High : 97-107 (cm)



D- 2700

Width : 54 (cm)
Depth : 45 (cm)
High : 86- 106 (cm)



D- 2700 U

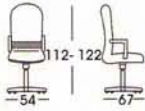
Width : 54 (cm)
Depth : 45 (cm)
High : 90 (cm)





D- 2001 B

Width : 46 (cm)
Depth : 43 (cm)
High : 112-122 (cm)



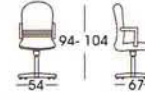
D- 2002

Width : 46 (cm)
Depth : 43 (cm)
High : 112-122 (cm)



D- 2003

Width : 46 (cm)
Depth : 43 (cm)
High : 94- 104 (cm)

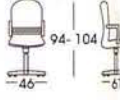


D- 2003G



D- 2004

Width : 46 (cm)
Depth : 43 (cm)
High : 94- 104 (cm)



D- 2005



D- 2012 CR

Width : 46 (cm)
Depth : 46 (cm)
High : 112-122 (cm)



D- 2013

Width : 46 (cm)
Depth : 43 (cm)
High : 85- 95 (cm)



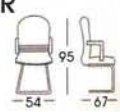
D- 2013 CR

Width : 46 (cm)
Depth : 43 (cm)
High : 85- 95 (cm)



D- 2013 U- CR

Width : 46 (cm)
Depth : 43 (cm)
High : 95 (cm)



D- 840 CR

Width : 49 (cm)
Depth : 47 (cm)
High : 105-115 (cm)



D- 850

Width : 49 (cm)
Depth : 47 (cm)
High : 96-106 (cm)



D- 860

Width : 46 (cm)
Depth : 47 (cm)
High : 96 (cm)



D- 860 U- WA

Width : 46 (cm)
Depth : 47 (cm)
High : 96 (cm)





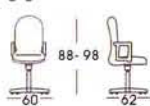
D- 760

Width : 48 (cm)
Depth : 47 (cm)
High : 105-115 (cm)



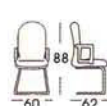
D- 770

Width : 48 (cm)
Depth : 47 (cm)
High : 88-98 (cm)



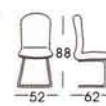
D- 780 U

Width : 48 (cm)
Depth : 47 (cm)
High : 88 (cm)



D- 780 U WA

Width : 48 (cm)
Depth : 47 (cm)
High : 88 (cm)



D- 761 CR

Width : 48 (cm)
Depth : 47 (cm)
High : 105-115 (cm)



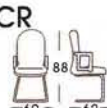
D- 771 CR

Width : 48 (cm)
Depth : 47 (cm)
High : 88-98 (cm)



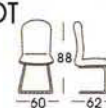
D- 781 U- CR

Width : 48 (cm)
Depth : 47 (cm)
High : 88 (cm)



D- 781 U- COT

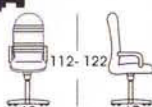
Width : 48 (cm)
Depth : 47 (cm)
High : 88 (cm)



D- 790 U

D- 790

Width : 48 (cm)
Depth : 48 (cm)
High : 112-122 (cm)



D- 800

Width : 48 (cm)
Depth : 48 (cm)
High : 97-107 (cm)



D- 810 U

Width : 48 (cm)
Depth : 48 (cm)
High : 95 (cm)



D- 810 U- WA

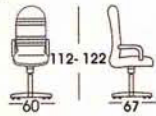
Width : 48 (cm)
Depth : 48 (cm)
High : 95 (cm)





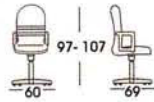
D- 791 CR

Width : 48 (cm)
Depth : 48 (cm)
High : 112-122 (cm)



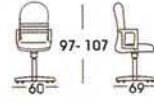
D- 801 CR

Width : 48 (cm)
Depth : 48 (cm)
High : 97-107 (cm)



D- 801

Width : 48 (cm)
Depth : 48 (cm)
High : 97- 107 (cm)



D- 811 U- CR

Width : 48 (cm)
Depth : 48 (cm)
High : 95 (cm)



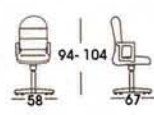
D- 820

Width : 50 (cm)
Depth : 48 (cm)
High : 111-121 (cm)



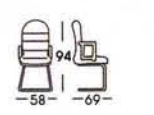
D- 830

Width : 50 (cm)
Depth : 48 (cm)
High : 94-104 (cm)



D- 830 U

Width : 50 (cm)
Depth : 48 (cm)
High : 94 (cm)



D- 830 U- WA

Width : 50 (cm)
Depth : 48 (cm)
High : 94 (cm)



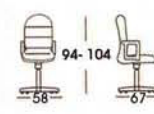
D- 821 CR

Width : 50 (cm)
Depth : 48 (cm)
High : 111-121 (cm)



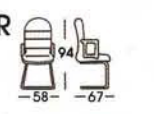
D- 831 CR

Width : 50 (cm)
Depth : 48 (cm)
High : 94-104 (cm)



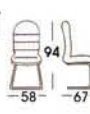
D- 831 U- CR

Width : 50 (cm)
Depth : 48 (cm)
High : 94 (cm)



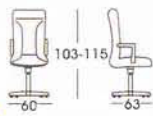
D- 831 U-COT

Width : 50 (cm)
Depth : 48 (cm)
High : 94 (cm)





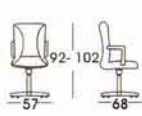
D- 2006
Width : 48 (cm)
Depth : 48 (cm)
High : 103-115 (cm)



D- 2007
Width : 48 (cm)
Depth : 48 (cm)
High : 97-107 (cm)



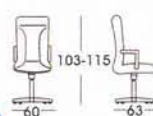
D- 2008
Width : 48 (cm)
Depth : 48 (cm)
High : 92-102 (cm)



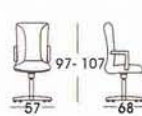
D- 2009 U
Width : 48 (cm)
Depth : 48 (cm)
High : 87 (cm)



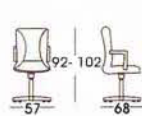
D- 2016 CR
Width : 48 (cm)
Depth : 48 (cm)
High : 103-115 (cm)



D- 2017
Width : 48 (cm)
Depth : 48 (cm)
High : 97-107 (cm)



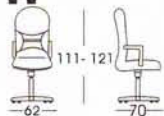
D- 2018
Width : 48 (cm)
Depth : 48 (cm)
High : 92-102 (cm)



D- 2019 U- CR
Width : 48 (cm)
Depth : 48 (cm)
High : 87 (cm)



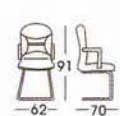
D- 740
Width : 48 (cm)
Depth : 48 (cm)
High : 111-121 (cm)



D- 750
Width : 48 (cm)
Depth : 48 (cm)
High : 91-101 (cm)



D- 750 U
Width : 48 (cm)
Depth : 48 (cm)
High : 91 (cm)



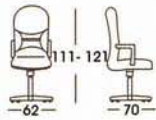
D- 750 U WA
Width : 48 (cm)
Depth : 48 (cm)
High : 91 (cm)





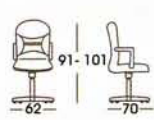
D- 741 CR

Width : 48 (cm)
Depth : 48 (cm)
High : 111-121 (cm)



D- 751 CR

Width : 48 (cm)
Depth : 48 (cm)
High : 91-101 (cm)



D- 751

Width : 48 (cm)
Depth : 48 (cm)
High : 91- 101 (cm)



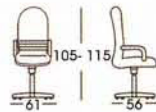
D- 751 U- CR

Width : 48 (cm)
Depth : 48 (cm)
High : 91 (cm)



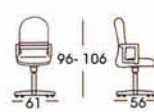
D- 870

Width : 49 (cm)
Depth : 47 (cm)
High : 105- 115 (cm)



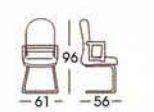
D- 880

Width : 49 (cm)
Depth : 47 (cm)
High : 96- 106 (cm)



D- 880 U

Width : 49 (cm)
Depth : 47 (cm)
High : 96 (cm)



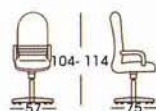
D- 880 U WA

Width : 49 (cm)
Depth : 47 (cm)
High : 96 (cm)



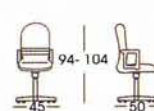
D- 871

Width : 45 (cm)
Depth : 48 (cm)
High : 104-114 (cm)



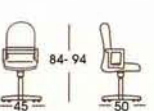
D- 872

Width : 45 (cm)
Depth : 48 (cm)
High : 94- 104 (cm)



D- 873

Width : 45 (cm)
Depth : 48 (cm)
High : 84- 94 (cm)



D- 873 U

Width : 45 (cm)
Depth : 48 (cm)
High : 84 (cm)





D-3003 AL



Width : 48 (cm)
Depth : 44 (cm)
High : 87-95 (cm)



D-3003 CR



Width : 48 (cm)
Depth : 44 (cm)
High : 89-97 (cm)



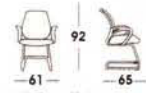
D-3003



Width : 48 (cm)
Depth : 44 (cm)
High : 84-92 (cm)



D-3003 UA CR



Width : 48 (cm)
Depth : 44 (cm)
High : 92 (cm)



D-3004 AL



Width : 48 (cm)
Depth : 44 (cm)
High : 87-95 (cm)



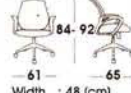
D-3004 CR



Width : 48 (cm)
Depth : 44 (cm)
High : 89-97 (cm)



D-3004



Width : 48 (cm)
Depth : 44 (cm)
High : 84-92 (cm)



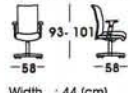
D-3004 UA CR



Width : 48 (cm)
Depth : 44 (cm)
High : 92 (cm)



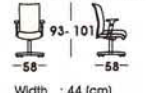
D- 5100 AL



Width : 44 (cm)
Depth : 45 (cm)
High : 93- 101 (cm)



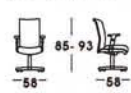
D- 5100 N



Width : 44 (cm)
Depth : 45 (cm)
High : 93- 101 (cm)



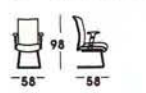
D- 5200



Width : 44 (cm)
Depth : 45 (cm)
High : 85- 93 (cm)



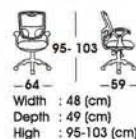
D- 5200 UA



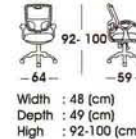
Width : 44 (cm)
Depth : 45 (cm)
High : 98 (cm)



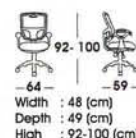
D-3005 AL



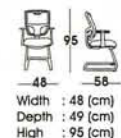
D-3005 CR



D-3005



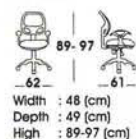
D-3006 U CR



D- 3007 CR



D-3007 AL



D-3007 CR WA



D-3007



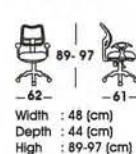
D-3007 U CR



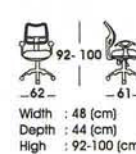
D- 3009 CR



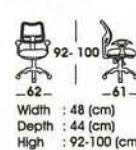
D-3008 AL



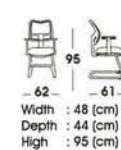
D-3008 CR



D-3008



D-3008 UA CR





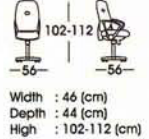
FITWAY I AL



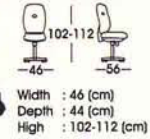
FITWAY I CR



FITWAY I N



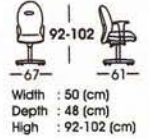
FITWAY II N



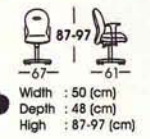
CORUM



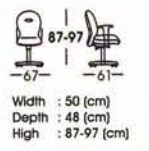
CORUM I CR



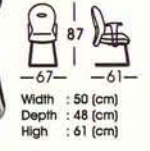
CORUM II CR



CORUM II N



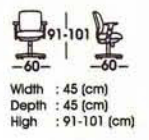
CORUM III VCR



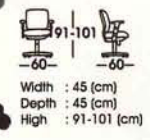
CYBER



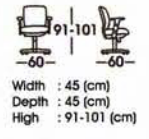
CYBER I AL



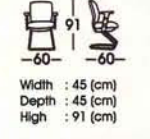
CYBER I N



CYBER I CR



CYBER III VCR



Staff & Secretary



Task Chair



LITERO I AL



Width : 48 (cm)
Depth : 47 (cm)
High : 88-98 (cm)



LITERO II S- N



Width : 48 (cm)
Depth : 47 (cm)
High : 88-98 (cm)



LITERO I CR



Width : 48 (cm)
Depth : 47 (cm)
High : 88-98 (cm)



LITERO IV - VCR



Width : 48 (cm)
Depth : 47 (cm)
High : 87 (cm)



FABEL I AL



Width : 49 (cm)
Depth : 60 (cm)
High : 96-106 (cm)



FABEL II AL



Width : 49 (cm)
Depth : 60 (cm)
High : 96-106 (cm)



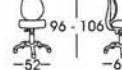
FABEL I N



Width : 49 (cm)
Depth : 60 (cm)
High : 96-106 (cm)



FABEL II CR



Width : 49 (cm)
Depth : 60 (cm)
High : 96-106 (cm)



Office Seating

Workstation System

ORISS



ORISS I AL



Width : 48 (cm)
Depth : 45 (cm)
High : 90-100 (cm)



ORISS II N



Width : 48 (cm)
Depth : 45 (cm)
High : 90-100 (cm)



ORISS III VCR



Width : 48 (cm)
Depth : 45 (cm)
High : 90 (cm)



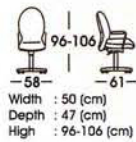
ORISS IV VCR



Width : 48 (cm)
Depth : 45 (cm)
High : 90 (cm)



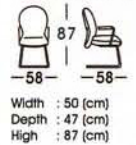
CASA IB CR



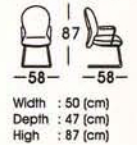
CASA II N



CASA IIB VCR



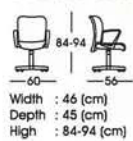
CASA II V COT



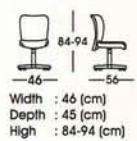
CIVIL



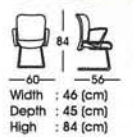
CIVIL I CR



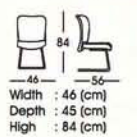
CIVIL II N



CIVIL III - VCR



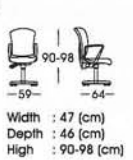
CIVIL IV - VCR



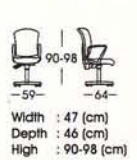
CORVET



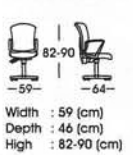
CORVET I CR



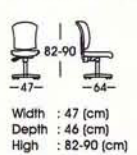
CORVET I N



CORVET II CR



CORVET III N



TEZIO (31)



Staff & Secretary



TEZIO I N



Width : 43 (cm)
Depth : 60 (cm)
High : 87-97 (cm)



TEZIO II N



Width : 43 (cm)
Depth : 60 (cm)
High : 87-97 (cm)



TEZIO III - VCR



Width : 43 (cm)
Depth : 60 (cm)
High : 87 (cm)



TEZIO IV - VCR



Width : 43 (cm)
Depth : 60 (cm)
High : 87 (cm)



FRISA



FRISA I AL



Width : 50 (cm)
Depth : 60 (cm)
High : 96-106 (cm)



FRISA II N



Width : 50 (cm)
Depth : 60 (cm)
High : 96-106 (cm)



FRISA III - VCR



Width : 50 (cm)
Depth : 60 (cm)
High : 96 (cm)



FRISA IV - VCR



Width : 50 (cm)
Depth : 60 (cm)
High : 96 (cm)



VEGO



VEGO I AL



Width : 46 (cm)
Depth : 45 (cm)
High : 85-95 (cm)



VEGO I CR



Width : 46 (cm)
Depth : 45 (cm)
High : 85-95 (cm)



VEGO II N



Width : 46 (cm)
Depth : 45 (cm)
High : 85-95 (cm)



VEGO IV - VCR



Width : 46 (cm)
Depth : 45 (cm)
High : 85 (cm)



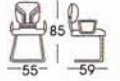
D- 250

Width : 45 (cm)
Depth : 42 (cm)
High : 85- 93 (cm)



D- 250 UWA

Width : 45 (cm)
Depth : 42 (cm)
High : 85 (cm)



D- 250 K

Width : 45 (cm)
Depth : 42 (cm)
High : 85 (cm)



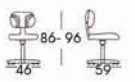
D- 260

Width : 45 (cm)
Depth : 42 (cm)
High : 107-117 (cm)



D- 200

Width : 46 (cm)
Depth : 42 (cm)
High : 86- 96 (cm)



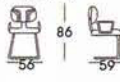
D- 210

Width : 46 (cm)
Depth : 42 (cm)
High : 86- 96 (cm)



D- 210 U

Width : 46 (cm)
Depth : 42 (cm)
High : 86 (cm)



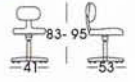
D- 220

Width : 46 (cm)
Depth : 42 (cm)
High : 99-109 (cm)



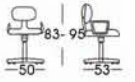
D- 234

Width : 41 (cm)
Depth : 38 (cm)
High : 83- 95 (cm)



D- 235

Width : 41 (cm)
Depth : 38 (cm)
High : 83- 95 (cm)



D- 230

Width : 46 (cm)
Depth : 42 (cm)
High : 106-118 (cm)



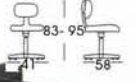
D- 220 WA

Width : 46 (cm)
Depth : 42 (cm)
High : 99-109 (cm)



D- 236

Width : 41 (cm)
Depth : 40 (cm)
High : 83- 95 (cm)



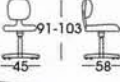
D- 237

Width : 41 (cm)
Depth : 40 (cm)
High : 83- 95 (cm)



D- 238 H

Width : 45 (cm)
Depth : 43 (cm)
High : 91-103 (cm)



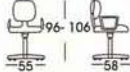
D- 239 H

Width : 45 (cm)
Depth : 43 (cm)
High : 91-93 (cm)





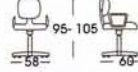
D- 240 H



Width : 45 (cm)
Depth : 43 (cm)
High : 96-106 (cm)



D- 270 H



Width : 43 (cm)
Depth : 44 (cm)
High : 95-105 (cm)



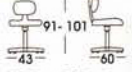
D- 280 H



Width : 43 (cm)
Depth : 44 (cm)
High : 91-101 (cm)



D- 290 H



Width : 58 (cm)
Depth : 44 (cm)
High : 91-101 (cm)



D- 310



Width : 43 (cm)
Depth : 42 (cm)
High : 88-97 (cm)



D- 320



Width : 43 (cm)
Depth : 42 (cm)
High : 88-97 (cm)



D-330



Width : 43 (cm)
Depth : 42 (cm)
High : 99-109 (cm)



D- 340 U



Width : 43 (cm)
Depth : 42 (cm)
High : 88 (cm)



D- 311



Width : 43 (cm)
Depth : 42 (cm)
High : 78-88 (cm)



D- 350 U



D- 321



Width : 43 (cm)
Depth : 42 (cm)
High : 78-88 (cm)



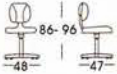
D- 331

Width : 43 (cm)
Depth : 42 (cm)
High : 82-92 (cm)



D- 390

Width : 48 (cm)
Depth : 43 (cm)
High : 86-96 (cm)



D- 410



Width : 48 (cm)
Depth : 43 (cm)
High : 95-105 (cm)



D- 400

Width : 48 (cm)
Depth : 43 (cm)
High : 86-96 (cm)

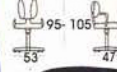


D- 401

Width : 48 (cm)
Depth : 43 (cm)
High : 86-96 (cm)



D- 411

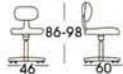


Width : 48 (cm)
Depth : 43 (cm)
High : 95-105 (cm)



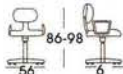
D- 910

Width : 46 (cm)
Depth : 43 (cm)
High : 86-98 (cm)



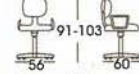
D- 920

Width : 46 (cm)
Depth : 43 (cm)
High : 86-98 (cm)



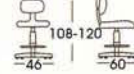
D- 930

Width : 46 (cm)
Depth : 43 (cm)
High : 91-103 (cm)



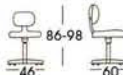
D- 900

Width : 46 (cm)
Depth : 43 (cm)
High : 108-120 (cm)



D- 940

Width : 46 (cm)
Depth : 46 (cm)
High : 86-98 (cm)



D- 950

Width : 46 (cm)
Depth : 46 (cm)
High : 86-98 (cm)



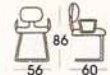
D- 960

Width : 46 (cm)
Depth : 46 (cm)
High : 96-108 (cm)



D- 970 U

Width : 46 (cm)
Depth : 46 (cm)
High : 86 (cm)



D- 950 B

Width : 46 (cm)
Depth : 46 (cm)
High : 86-98 (cm)



D- 985 HB

Width : 46 (cm)
Depth : 46 (cm)
High : 92-104 (cm)



D-985 H

Width : 46 (cm)
Depth : 46 (cm)
High : 92-104 (cm)



D- 990 HB

Width : 46 (cm)
Depth : 46 (cm)
High : 92-104 (cm)



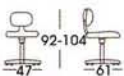
D- 980 M

Width : 46 (cm)
Depth : 46 (cm)
High : 92-104 (cm)




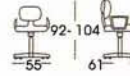
D- 980 H

Width : 46 (cm)
Depth : 46 (cm)
High : 92-104 (cm)



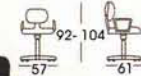
D- 990 M

Width : 46 (cm)
Depth : 46 (cm)
High : 92-104 (cm)



D- 990 BM

Width : 46 (cm)
Depth : 46 (cm)
High : 92-104 (cm)





Widht : 48 (cm)
Depth : 49 (cm)
Hight : 86- 96 (cm)

DOV I CR



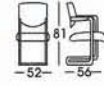
Widht : 48 (cm)
Depth : 49 (cm)
Hight : 86- 96 (cm)

DOV I N



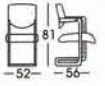
Widht : 48 (cm)
Depth : 49 (cm)
Hight : 81 (cm)

DOV IV K CR



Widht : 48 (cm)
Depth : 49 (cm)
Hight : 81 (cm)

DOV IV CR



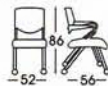
Widht : 48 (cm)
Depth : 49 (cm)
Hight : 81 (cm)

DOV IV COT



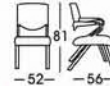
Widht : 48 (cm)
Depth : 49 (cm)
Hight : 86 (cm)

DOV II



Widht : 48 (cm)
Depth : 49 (cm)
Hight : 81 (cm)

DOV III



Widht : 48 (cm)
Depth : 48 (cm)
Hight : 89- 99 (cm)

TUCA I CRF



Widht : 48 (cm)
Depth : 49 (cm)
Hight : 89- 99 (cm)

TUCA I CR



Widht : 48 (cm)
Depth : 49 (cm)
Hight : 89- 99 (cm)

TUCA I N



Widht : 48 (cm)
Depth : 49 (cm)
Hight : 84 (cm)

TUCA IV



Widht : 48 (cm)
Depth : 49 (cm)
Hight : 84 (cm)

TUCA III K



Widht : 48 (cm)
Depth : 49 (cm)
Hight : 89 (cm)

TUCA II



Widht : 46 (cm)
Depth : 47 (cm)
Hight : 89- 99 (cm)

V- POSE I CRF



Widht : 46 (cm)
Depth : 47 (cm)
Hight : 89- 99 (cm)

V- POSE I CR



Widht : 46 (cm)
Depth : 47 (cm)
Hight : 89- 99 (cm)

V- POSE I N



Widht : 46 (cm)
Depth : 47 (cm)
Hight : 89 (cm)

V- POSE II F



Widht : 46 (cm)
Depth : 47 (cm)
Hight : 84 (cm)

V- POSE III CR



Widht : 48 (cm)
Depth : 48 (cm)
Hight : 90- 100 (cm)

X- POSE I CR



Widht : 48 (cm)
Depth : 48 (cm)
Hight : 90-100 (cm)

X- POSE II CR



Widht : 48 (cm)
Depth : 48 (cm)
Hight : 90- 100 (cm)

X- POSE I N



Widht : 48 (cm)
Depth : 48 (cm)
Hight : 85 (cm)

X- POSE III K



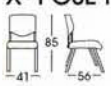
Widht : 48 (cm)
Depth : 48 (cm)
Hight : 90 (cm)

X- POSE III



Widht : 48 (cm)
Depth : 48 (cm)
Hight : 85 (cm)

X- POSE IV





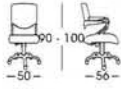
D- 3015 CR

Wahit : 44 (cm)
Depth : 44 (cm)
Hight : 90- 100 (cm)



D- 3015

Wahit : 44 (cm)
Depth : 44 (cm)
Hight : 90- 100 (cm)



D- 3016

Wahit : 44 (cm)
Depth : 44 (cm)
Hight : 85 (cm)



D- 3017

Wahit : 44 (cm)
Depth : 44 (cm)
Hight : 85 (cm)



DCS- 29

W 42 D 50.5 H 92 (mm)



DCS- 30



DCS- 31



DCS- 32



DCS- 33



DCS- 34



DCS- 35C



DCS- 35 P

W 26 D 30 H 48 (mm)



DCL- 01



DCL- 02



DCL- 03



DCL- 04



DCL- 05



DCL- 06



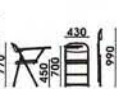
DCL 01 K



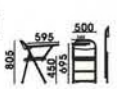
DCL 03 K



DCL 04 K



DCL 05 KJ




DCL 06 K



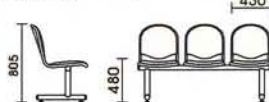
DCS 24



DCS 24 U



DCW 3



DCB

DMB





DCS 21

DCS 22

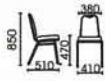
DCS 23

LOTUS I CR

LOTUS II

LOTUS III

LOTUS IV



D - 370 A / D - 370

D - 375

D - 380

D - 370 K



Width : 40 (cm)
Depth : 42 (cm)
High : 85 (cm)

Width : 40 (cm)
Depth : 42 (cm)
High : 85 (cm)

Width : 40 (cm)
Depth : 42 (cm)
High : 85 (cm)



D - 380 K

D - 385

D - 385 K

D - 250 K

D - 01 F

Width : 40 (cm)
Depth : 42 (cm)
High : 85 (cm)

Width : 49 (cm)
Depth : 42 (cm)
High : 79 (cm)

Width : 49 (cm)
Depth : 42 (cm)
High : 80 (cm)

Width : 47 (cm)
Depth : 47 (cm)
High : 86 (cm)

Width : 47 (cm)
Depth : 47 (cm)
High : 86 (cm)



D - 01

D - 03 KF

D - 03 K

D - 03

ST - II K

Width : 47 (cm)
Depth : 47 (cm)
High : 86 (cm)

Width : 47 (cm)
Depth : 47 (cm)
High : 82 (cm)

Width : 47 (cm)
Depth : 47 (cm)
High : 82 (cm)

Width : 47 (cm)
Depth : 47 (cm)
High : 82 (cm)

Width : 47 (cm)
Depth : 47 (cm)
High : 86 (cm)



ST - II

DCP - 01

DCP - 02

DCP - 03

Width : 47 (cm)
Depth : 47 (cm)
High : 86 (cm)

Width : 48 (cm)
Depth : 40 (cm)
High : 78 (cm)

Width : 47 (cm)
Depth : 47 (cm)
High : 86 (cm)

Width : 47 (cm)
Depth : 47 (cm)
High : 86 (cm)

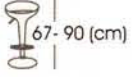


Utility



DHS 9001

Red Black Blue Yellow



67-90 (cm)

67-90 (cm)



DHS 9003

Red Black



67-90 (cm)



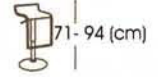
DHS 9009

Black White Red

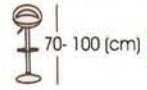


DHS 9013

Black



71-94 (cm)



DHS 9037

Red Black Blue

70-100 (cm)

70-100 (cm)

70-100 (cm)

70-100 (cm)



CLIF



67-88

67-88

67-88

Dark Walnut Brown Walnut



BETA



72-93

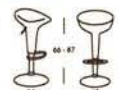
72-93

72-93

Dark Walnut Brown Walnut



JAVA



66-87

66-87

66-87



JAC



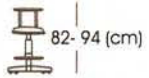
79-100

79-100

79-100



ST-6



82-94 (cm)



ST-10



89 (cm)



ST-11



73 (cm)



ST-12



64 (cm)



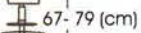
ST-13



48 (cm)



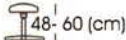
D-3020



67-79 (cm)



D-3023



48-60 (cm)



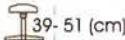
D-3021



67-79 (cm)



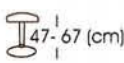
D-3022



39-51 (cm)



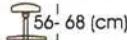
D-3026



47-67 (cm)



D-3025



56-68 (cm)



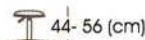
ST-16



44 (cm)



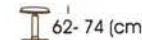
ST-15



44-56 (cm)



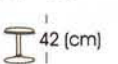
ST-14



62-74 (cm)



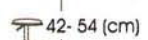
ST-18



42 (cm)



ST-17



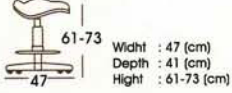
42-54 (cm)



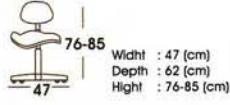
CAVISS



CAVISS HR



CAFISTA



ULTIMA I AL



ULTIMA II



ST - III



ST - IV



ST - V



ST - VII



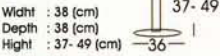
ST - VIII



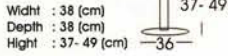
ST - IX



D- 15



D- 16 MP



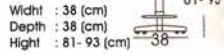
D- 17




D- 18




D- 19



D- 360 MRP



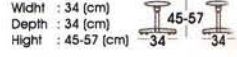
D- 360 HR



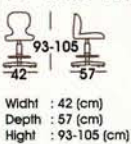
D- 360 H



D- 360 PUH



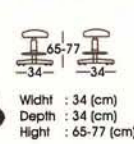
D- 365 HR



D- 365 H



D- 361 HR



D- 361 H



Bar Stool

(40)



ST 01
W 53 | D 54 | H 86- 96 (cm)



ST 02
W 53 | D 54 | H 80- 90 (cm)



ST 03
W 56 | D 53 | H 87- 97 (cm)



ST 04
W 41 | D 42 | H 97- 119 (cm)



ST 20
W 48 | D 53 | H 94- 104 (cm)



ST 21
W 48 | D 48 | H 94 (cm)



ST 22
W 48 | D 48 | H 92- 124 (cm)



ST 23
W 48 | D 48 | H 82- 94 (cm)



ST 30
W 50 | D 44 | H 99- 109 (cm)



ST 31
W 50 | D 44 | H 99- 138 (cm)



ST 32
W 50 | D 44 | H 89- 101 (cm)



ST 33
W 31 | D 31 | H 32- 44 (cm)



ST 40
W 34 | D 44 | H 92- 102 (cm)



ST 41
W 34 | D 44 | H 92 (cm)



ST 50
W 43 | D 45 | H 71- 93 (cm)



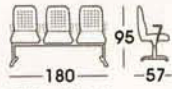
ST 51
W 43 | D 45 | H 61- 73 (cm)



Bar Stool



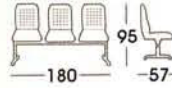
VIMAX-V3 A



Widht : 54 (cm)
Depth : 56 (cm)
Hight : 95 (cm)



VIMAX-V3



Widht : 54 (cm)
Depth : 56 (cm)
Hight : 95 (cm)



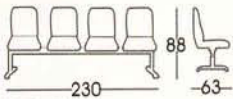
D-004 AT



Widht : 54 (cm)
Depth : 56 (cm)
Hight : 88 (cm)



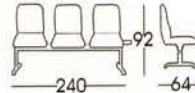
D-004



Widht : 54 (cm)
Depth : 56 (cm)
Hight : 88 (cm)



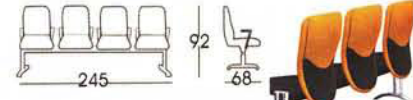
D-103 T



Widht : 54 (cm)
Depth : 56 (cm)
Hight : 92 (cm)



D-104 A



Widht : 54 (cm)
Depth : 56 (cm)
Hight : 92 (cm)



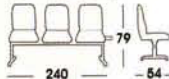
D-204 A



Widht : 54 (cm)
Depth : 56 (cm)
Hight : 79 (cm)



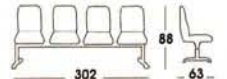
D-203 T



Widht : 54 (cm)
Depth : 56 (cm)
Hight : 79 (cm)



D-304 AT



Widht : 54 (cm)
Depth : 56 (cm)
Hight : 88 (cm)



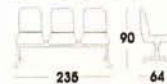
D-304



Widht : 54 (cm)
Depth : 56 (cm)
Hight : 98 (cm)



D-403 AT



Widht : 54 (cm)
Depth : 56 (cm)
Hight : 90 (cm)



D-403



Widht : 54 (cm)
Depth : 56 (cm)
Hight : 90 (cm)

Public Seating



Public Chair gives you infinite comfort, fashion and perfect outdoor life pleasure.



PS - VERCO

PS - CASA

PS



SMALL

MEDIUM

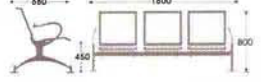
LARGE




PS



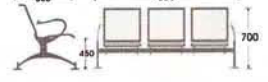
PS 53



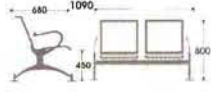
PS 54 MF



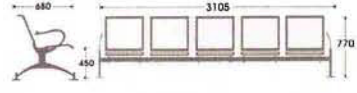
PS 53 S



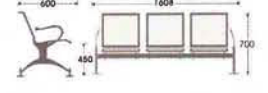
PS 52



PS 55 M



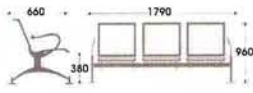
PS 53 S



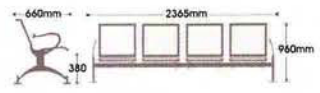
PS CASA



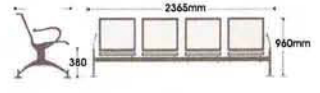
PS CASA - 3



PS CASA - 4



PS CASA - 4F



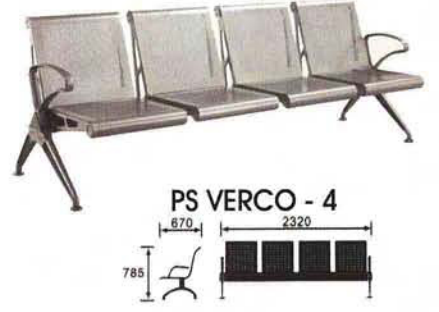
PS VERCO



PS VERCO - 2



PS VERCO - 3F



PS VERCO - 4



(42)

Public Seating



Playing with the beauty of straight lines and curves that are not strange or abrupt.



OTTOMAN 2
W 101 H 45 (cm)



OTTOMAN 3
W 153 H 45 (cm)



OTTOMAN 4
W 205 H 45 (cm)



Back Side

AUDITORIUM 01




Public Seating




D- 13 V3




D- 13 V3 A



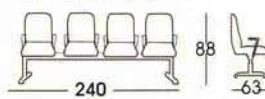
D- 12 V3 TA



D- 12 V4 A



D- 771 V4



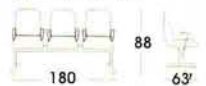
D- 771 V3



D- 801 V4

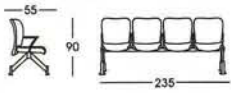


D- 801 V3

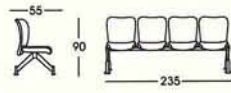




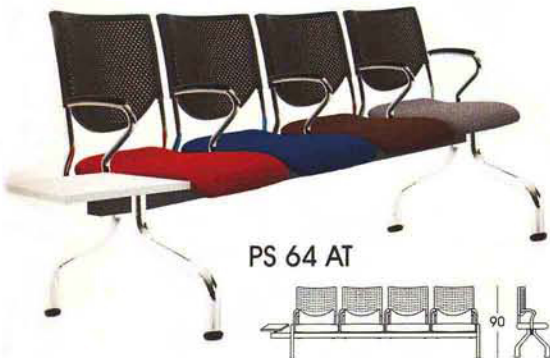
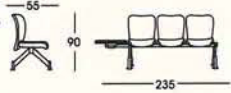
VECTO V 4 A



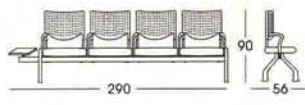
VECTO V 4



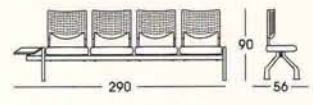
VECTO V 3 T



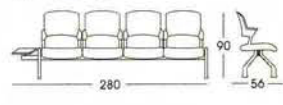
PS 64 AT



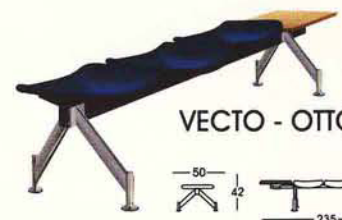
PS 64 T



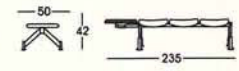
PS 74 TF



PS 73



VECTO - OTTOMAN 3 T



VECTO - OTTOMAN 4




DCP- 104 T



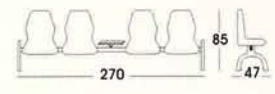
DCP- 204 AT



DCP- 103 AT



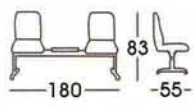
DCP- 203 T



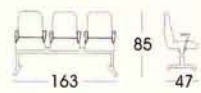
DCP- 2T



DCP - 3



D- 11 A - 3 Seater





MOULDED FOAM

ACCESS

LOUNGE CHAIR

AVAILABLE IN OUR ENTIRE FABRICS AND LEATHERS RANGE

ACCESS
H 820 - W 690 - D 620

Sofa's

EQUAL

LOUNGE
MOULDED FOAM



COLOURFUL IDEAS
MIX AND MATCH IN VARIETY
FABRIC OF COLOURS



CTR - Walnut
H 700 - Ø 800



CTC - Glazed
H 410 - W 750 - D 750



CTR - Glazed
H 410 - Ø 700

(45)



EQUAL
H 800 - W 680 - D 820

ESPRE
SITTING
MOULDED FOAM



ESPRE
H 780 - W 760 - D 750

Most rooms have corners,
this chair has curves,
a contrast with edge.

EVATA
MOULDED FOAM

Sofa's



EVATA
H 790 - W 580 - D 610

Coffee & Side Table



CTRX / R - Black stained oak
H 410 - Ø 800

'ergo
lounge



W 720 D 540 H 800 (mm)

MOULDED FOAM

ERGO can be combined into any imaginable lounging space
Enjoy exclusive sitting comfort and relax in style

Sofa's

TEZTRO
AUTO RETURN



W 470 D 470 H 770 (mm)

MOULDED FOAM

TEZTRO Chair can be swing 360 degree & auto return front position

Chair, Available in fabrics and leather



RELAX-IN STYLE



BARCEL 2
H 800 - W 1550 - D 770
Stainless steel

OTTOMAN
H 405 - W 600 - D 550
Stainless steel



BARCEL 3
H 800 - W 1850 - D 760
Stainless steel



BARCEL 1
H 800 - W 760 - D 770
Stainless steel



OTTOMAN

SPEED
SERIES
MOULDED FOAM

Sofa's



SPEED 1
H 840 - W 680 - D 640
Chrome



SPEED 2
H 840 - W 1300 - D 640
Chrome



SPEED 3
H 840 - W 1650 - D 640
Chrome



Coffee Table - Stainless steel
CTX - Glazed H 410 - W 1200 - D 650



UNIVER CHAIR
CAN BE COMBINED INTO ANY
IMAGINABLE LOUNGING SPACE



W 630 D 740 H 710 (mm)



D- 3000
W 580 D 600 H 720 (mm)



XO Glazed
H 410 - Ø 700



CTR / C - Walnut
H 410 - W 700 - D 550



Sofa's

D 3000
MOULDED FOAM

REVIO

Revio chair can be swing 360 degree & auto return front position

MOULDED FOAM



REVIO
W 610 D 510 H 780 (mm)



STAINLESS STEEL



EVO
H 840 - W 680 - D 630
Leg Stainless steel



CTRX / C - Glazed
H 410 - W 600 - D 600
Leg Stainless steel

PIAZA
CHAIR



PIAZA - Chrome
H 800 - W 570 - D 620



PIAZA
CAN BE COMBINED INTO ANY
IMAGINABLE LOUNGING SPACE



DT 1 - Walnut
H 730 - W 105 - D 105
Leg Stainless steel



CTC - Walnut
H 410 - W 800 - D 800
Leg Stainless steel

Dining & Coffee Table



VOYER
H 840 - W 620 - D 640
Chrome



XP - Black stained oak
H 410 - Ø 800
Stainless steel



VOYER
MOULDED FOAM

Sofa's

HARORD & OSCARR
Relax with recliner



Black



Brown



Blue

Available in different fabric colours



HARORD

HARORD - FOOTSTOOL



OSCARR

OSCARR - FOOTSTOOL

ULTIMA



ULTIMA 1 - S
H 700 - W 620 - D 630



ULTIMA TS
H 550 - Ø 650



Sofa's

OBIZ



OBIZ
H 1140-1220 - W 640 - D 720



Best seats for the show



EVELE
H 830 - W 620 - D 670

Sofa's

ZAZ

LOUNGE CHAIR

AVAILABLE IN OUR ENTIRE FABRICS AND LEATHERS RANGE

MOULDED FOAM



ZAZ
H 830 - W 620 - D 670

VERE

STAINLESS STEEL



AVAILABIWITH ENTIRE FABRICS AND LEATHERS RANGE

THE VERE SOFA HAS LIGHTWEIGHT-STREAMLINED LOOK



CTC - Walnut
W 1000 D 600 H 410 (mm)



W 700 D 580 H 820 (mm)



W 1380 D 540 H 800 (mm)



W 1860 D 540 H 800 (mm)

Sofa and Coffee Table Leg / Stainless Steel

RELAX-IN STYLE

ZULTANE

MODULES SOFAS



SOFA WITH LOUNGING UNIT



ZULTANE
CAN BE COMBINED INTO ANY
IMAGINABLE LOUNGING SPACE



CTC - Walnut
H 410 - W1000 - D 600



W 720 D 540 H 800 (mm)



STAINLESS STEEL



RECO 1
H 720 - W 850 - D 740



RECO 2
H 720 - W 1400 - D 740



RECO 3
H 720 - W 1950 - D 740



XS - white lacquered
H 410 - Ø 900

RECO
CORNER

STAINLESS STEEL



OTISER



OTISER 1
H 720 - W 850 - D 740



OTISER 2
H 720 - W 1400 - D 740

OTISER 3
H 720 - W 1950 - D 740

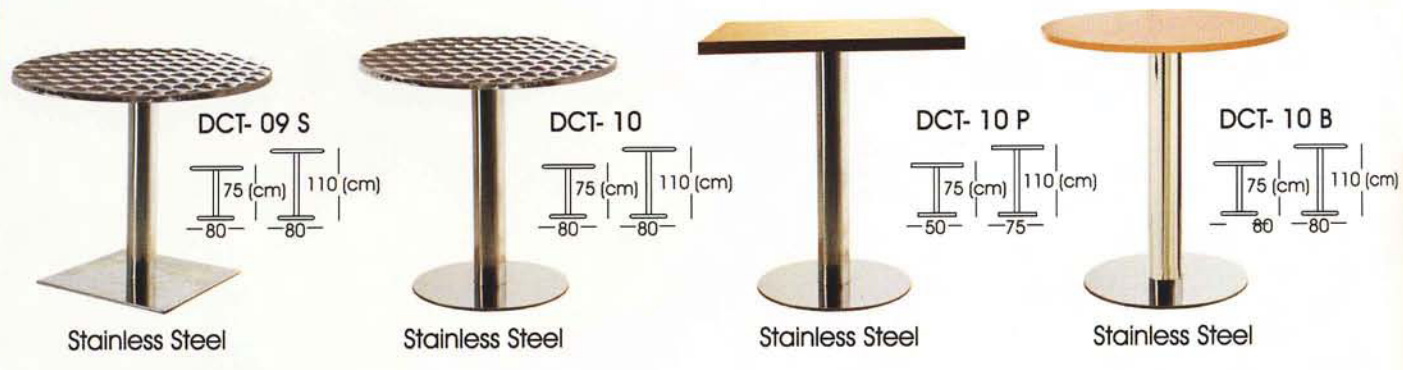
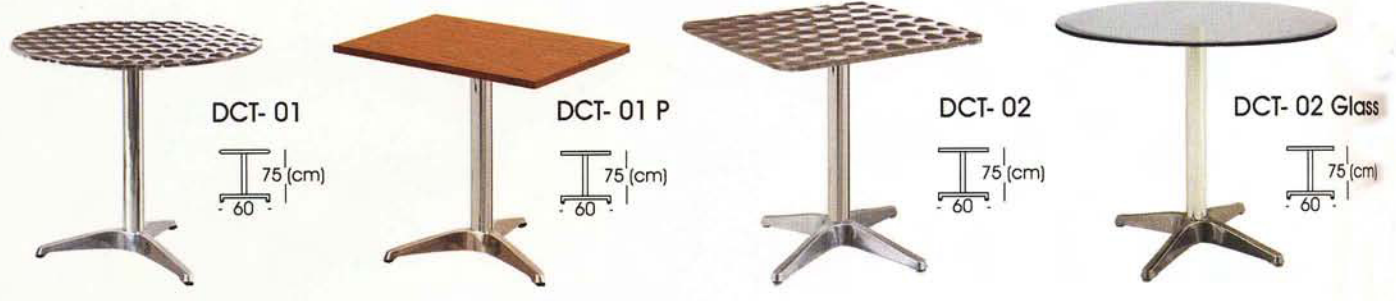


XZ - walnut
H 410 - W 1000 - D 700
Available in different sizes

Sofa's



Sofa and Coffee Table Leg / Stainless Steel



Dinning & Coffee table

Choose the design, size and surface

Simply elegant and casual design

Chose the tabletop materials



Maple



Walnut



Black Stained oak




White Lacquered




Glass



CTC - Walnut H 410-W 1000-D 600
STAINLESS STEEL H 410-W 900-D 900
H 410-W 800-D 800



CTC - Walnut H 410-W 1000-D 600
Tabletop 60mm H 410-W 900-D 900
STAINLESS STEEL H 410-W 800-D 800



CTC - Glazed H 410-W 750-D 750
STAINLESS STEEL H 410-W 700-D 550
H 410-W 600-D 600



CTR - Black Stained Oak H 410 - Ø 1000
STAINLESS STEEL H 410 - Ø 900
H 410 - Ø 750



CTR - T H 410-W 1045-D 640
Maple H 410-W 945-D 540
STAINLESS STEEL



CTR - Glazed H 410 - Ø 700
STAINLESS STEEL H 410 - Ø 600
H 410 - Ø 500



CTR - Walnut H 410 - Ø 900
STAINLESS STEEL H 410 - Ø 800
H 410 - Ø 700



CTR - Glazed H 410-W 750-D 750
STAINLESS STEEL H 410-W 700-D 550
H 410-W 600-D 600



CTR B - Glazed H 410 - Ø 700
STAINLESS STEEL H 410 - Ø 600
H 410 - Ø 500



ULTRA TS H 550 - Ø 650
CTR - Glazed STAINLESS STEEL



XP H 410 - Ø 1000
Black Stained Oak H 410 - Ø 900
STAINLESS STEEL H 410 - Ø 750



XP - Glazed H 410 - Ø 700
STAINLESS STEEL H 410 - Ø 600
H 410 - Ø 500



XR H 410 - Ø 900
Black Stained H 410 - Ø 800
Oak H 410 - Ø 700
STAINLESS STEEL



EQUAL T-1 H 550 - Ø 650
XR - Glazed STAINLESS STEEL



XS - Walnut H 410 - Ø 1000
STAINLESS STEEL H 410 - Ø 900
H 410 - Ø 750



XS - Glazed H 410 - Ø 700
STAINLESS STEEL H 410 - Ø 600
H 410 - Ø 500



XO - Glazed H 410 - Ø 700
STAINLESS STEEL H 410 - Ø 600
H 410 - Ø 500



EQUAL T-S H 550 - Ø 650
CTR - Glazed STAINLESS STEEL



XZ - Walnut H 410-W 1200-D 800
STAINLESS STEEL H 410-W 1000-D 700
H 410-W 800-D 800



XC - H 410-W 1300-D 800
Black stained Oak H 410-W 1200-D 800
STAINLESS STEEL H 410-W 1000-D 700



XD - Walnut H 730 - Ø 1200
STAINLESS STEEL H 730 - Ø 1000
H 730 - Ø 900

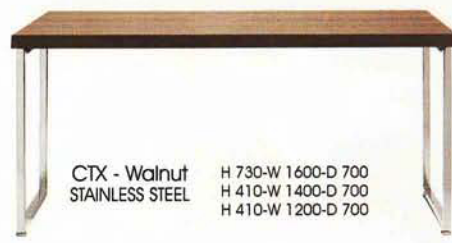


TABLETOP CTX STAINLESS STEEL

CTX - tabletop come in different materials & colours





CTX - Glazed H 410-W 1200-D 650
STAINLESS STEEL H 410-W 1000-D 600
H 410-W 900-D 600



CTX - Walnut H 730-W 1600-D 700
STAINLESS STEEL H 410-W 1400-D 700
H 410-W 1200-D 700

Sofa's



A

B

C

D


E



01



02



03



04



05



06



07



08



09



10



11



12



13



14



15



16




17



18



19



20



21



22




23



24



25



26



27



28



29



30



31



32



33



34



35



36



37



38



39



40



41



42



43



44



45



46



47




48



49



50



51 (Net)



52 (Net Elastic)



53 (Net Elastic)



54 (Net Elastic)



55 (Net Elastic)



56 (Elastic)



57 (Elastic)



58 (Elastic)




59 (Elastic)



60 (Elastic)



61 (Mesh)




62 (Mesh)




63 (Mesh)



64 (Mesh)



65 (Mesh)



66 (Net)



67 (Net)



68 (Net)



69 (Net)



70



71



72



73



74 (PVC)



75 (PVC)



76 (PVC)



77 (PVC)



78 (PVC)



79 (PVC)



80 (PVC)



81 (PVC)



82 (PVC)



83 (Suede)



84 (Suede)



85 (Suede)



86 (Suede)



87 (Suede)



88 (Suede)



89 (Suede)



90 (Suede)



91 (Suede)



92 (Leather)



93 (Leather)



93 (Leather)

Color Sample

INDACHI[®]



Desking



DFC 332 T
W 500 X D 510 X H 734 (mm)

Desking





GREY
perforated



BLACK
perforated



DD 122 T
W 1200 X D 750 X H 750 (mm)



DD 122 T
W 1200 X D 750 X H 750 (mm)

DHD 241 T



DMD 253 T
W 410 X D 490 X H 630 (mm)



DMD 252 T
W 410 X D 490 X H 630 (mm)



DFC 333 T
W 500 X D 510 X H 1027 (mm)



DBC 886 T
W 800 X D 400 X H 865 (mm)



DBC 885 T
W 800 X D 400 X H 865 (mm)



DBC 886 T. 2 F
W 2350 X D 400 X H 865 (mm)



DBC 887 T
W 800 X D 400 X H 1215 (mm)



DBC 889 T 2 R
W 2350 X D 400 X H 1215 (mm)



DBC 880 T
W 800 X D 400 X H 2015 (mm)



DBC 883 T
W 800 X D 400 X H 2015 (mm)



DBC 883 T. 1F
W 1575 X D 400 X H 2015 (mm)



DBC 883 T. 2 R
W 2350 X D 400 X H 2015 (mm)

A-ONE



To meet the change of human awareness on and pursuit for working environment and office space, office furniture has played a very important role. With constant research and development, our unique furniture.



(61)

Desking



DBC 881 T
W 800 X D 400 X H 2015 (mm)



DBC 883 T
W 800 X D 400 X H 2015 mm)



DBC 882 T. 1
W 1575 X D 400 X H 2015 (mm)



DBC 886 T. 2F
W 2350 X D 400 X H 865 (mm)



DBC 889 T. 2R
W 2350 X D 400 X H 1215 (mm)




DMT. 114 A-O 1800 x 1200 x 750 (mm)
DMT. 115 A-O 2000 x 1200 x 750 (mm)
DMT. 116 A-O 2400 x 1200 x 750 (mm)



Desking

ACCESSORIES



Desking



The legs can change the overall look of a desking completely. Choose the one leg design that matches your taste and existing interior



WHITE

GREY



DD 122 CS
W 1200 X D 750 X H 750 (mm)



DD 122 CS
W 1200 X D 750 X H 750 (mm)

DHD 241 T



DBC 881 T
W 800 X D 400 X H 2015 (mm)



DBC 883 T
W 800 X D 400 X H 2015 (mm)



DBC 882 T. 1
W 1575 X D 400 X H 2015 (mm)



DBC 886 T
W 800 X D 400 X H 865 (mm)



DBC 886 T. 2F
W 2350 X D 400 X H 865 (mm)



DBC 889 T. 2R
W 2350 X D 400 X H 1215 (mm)



DFC 332 T
W 500 X D 510 X H 734 (mm)



DFC 333 T
W 500 X D 510 X H 1027 (mm)



DMD 253 T
W 410 X D 490 X H 630 (mm)



DMD 252 T
W 410 X D 490 X H 630 (mm)

Priority Series



DCR 120 PR
1200 x 500 x 680 (mm)

- DD 160 PR 1600 x 800 x 750 (mm)
- DD 180 PR 1800 x 800 x 750 (mm)
- DD 200 PR 2000 x 800 x 750 (mm)



- DMT 114 PR 1800 x 1200 x 750 (mm)
- DMT 115 PR 2000 x 1200 x 750 (mm)
- DMT 116 PR 2400 x 1200 x 750 (mm)

(65)

Desking



UNIQUE AND MODERNITY



DMD 252 PR
414 x 500 x 635 (mm)




DMD 253 PR
414 x 500 x 635 (mm)



DD 160 PR 1600 x 800 x 750 (mm)
DD 180 PR 1800 x 800 x 750 (mm)
DD 200 PR 2000 x 800 x 750 (mm)



Semicircle - Top table



Straight - Top table



DCR 120 PR
1200 x 500 x 680 (mm)



Desking



MANAGER SERIES




RECEPTION SERIES



DMT 114 PF 1800 x 1200 x 750 (mm)
DMT 115 PF 2000 x 1200 x 750 (mm)
DMT 116 PF 2400 x 1200 x 750 (mm)



DMT 111 PF 1800 x 1200 x 750 (mm)
DMT 112 PF 2000 x 1200 x 750 (mm)
DMT 113 PF 2400 x 1200 x 750 (mm)



DD 122 PF
 1200 x 750 x 750 (mm)



DCR 404 PF
 2000 x 400 x 872 (mm)




DBC 886- 2PF
 1600 x 400 x 872 (mm)



DBC 886 PF
 800 x 400 x 872 (mm)

Desking



MAPLE



MEETING SERIES



DD122 PF
1200 x 750 x 750 (mm)



DD 121 PF
1200 x 600 x 750 (mm)



DMTP 90 PF ø 900 x 750 (mm)
DMTP 100 PF ø 1000 x 750 (mm)
DMTP 120 PF ø 1200 x 750 (mm)

Desking



DBC 885 F. PF
W 800 X D 400 X H 872 (mm)



DBC 883 PF
800 x 400 x 2024 (mm)



DFC 334 PF
505 x 510 x 1320 (mm)



DFC 333 PF
505 x 510 x 1020 (mm)



DFC 332 PF
505 x 510 x 725 (mm)



Manager



Meeting



DBC 881 A
W 800 X D 400 X 2150 (mm)



Work Group I



Office desk series with minimalis design features superior function, ease and disassembly. Each type of product can be used independently and can naturally blend in the environment. Whether you want easy communication between staff member or want to keep personal space, MINIMALIS SERIES is able to satisfy your requirements with different desk combination.



DD 122 A W 1200 X D 750 X H 750 (mm)
 DD 150 A W 1500 X D 750 X H 750 (mm)
 DD 160 A W 1600 X D 750 X H 750 (mm)
 DD 180 A.2 W 1800 X D 750 X H 750 (mm)



DD 121 A
 W 1200 X D 600 X H 750 (mm)



DMD 252 A
 W 410 (mm)
 D 490 (mm)
 H 630 (mm)



DFC 332 A
 W 500 (mm)
 D 520 (mm)
 H 820 (mm)



DFC 333 A
 W 500 (mm)
 D 520 (mm)
 H 1140 (mm)



DBC 886 A. 2 F
 W 2350 X D 400 X H 950 (mm)



DBC 885 A
 W 800 X D 400 X H 950 (mm)



DBC 886 A
 W 800 X D 400 X H 950 (mm)



DBC 884 A
 W 800 X D 400 X H 950 (mm)



DMTP 90 A ø 900 x 750 (mm)
 DMTP 100 A ø 1000 x 750 (mm)
 DMTP 120 A ø 1200 x 750 (mm)

INDACHI[®]




DHD 240 C

DD 121
W 1200 X D 600 X H 750 (mm)



DD 100 W 1000 X D 450 X H 650 (mm)
DD 122 W 1200 X D 750 X H 750 (mm)
DD 150 W 1500 X D 750 X H 750 (mm)
DD 160 W 1600 X D 750 X H 750 (mm)
DD 180 W 1800 X D 750 X H 750 (mm)



Stylish Handle

Drawer

Central Lock

Scratch Resistant



DMD 252
W 410 X D 490 X H 630 (mm)



DMD 253
W 410 X D 490 X H 630 (mm)



DBC 884
W 805 X D 405 X H 816 (mm)



DBC 886
W 805 X D 405 X H 810 (mm)



DBC 891
W 800 X D 400 X H 590 (mm)



DBC 887
W 805 X D 405 X H 1120 (mm)



DBC 889
W 805 X D 405 X H 1110 (mm)



DCR 404
W 2000 X D 400 X H 810 (mm)



DBC 882
W 800 X D 400 X H 1820 (mm)



DFC 332
W 505 X D 510 X H 725 (mm)



DFC 333
W 505 X D 510 X H 1025 (mm)



DFC 334
W 505 X D 510 X H 1320 (mm)



DBC 880
W 805 X D 405 X H 1825 (mm)



DCB 883
W 805 X D 405 X H 1825 (mm)

Desking

INDACHI - One



Reception




Desking




CHERRY

BEECH



PRODUCTSSERIES



DM-1
160 x 75 x 75 (cm) - DMS : 90 x 40 x 60 (cm) - MEJA L



DM-2
160 x 75 x 75 (cm) - MEJA 1 BIRO



DM-3
130 x 75 x 75 (cm) - MEJA 1/2 BIRO



D-8
250 x 127 x 75 (cm) - MEJA RAPAT 8 ORANG



D-6
180 x 100 x 75 (cm) - MEJA RAPAT 6 ORANG



DG-200 : 200 x 50 x 75 (cm) - GRADENZA



DF-2 : 62 x 50 x 80 (cm) - FILLING CABINET 2 LACI
DF-3 : 62 x 50 x 110 (cm) - FILLING CABINET 3 LACI
DF-4 : 62 x 50 x 140 (cm) - FILLING CABINET 4 LACI

Desking



Meja Direktur



D-1
170 x 85 x 75 (cm) - DS : 90 x 45 x 65 (cm) - MEJA L



DE-1
200 x 90 x 75 (cm) - DES : 85 x 45 x 70 (cm) - MEJA L



D-2
170 x 85 x 75 (cm) - MEJA 1 BIRO



DE-2
180 x 80 x 75 (cm) - MEJA 1 BIRO



D-3
128 x 70 x 75 (cm) - MEJA 1/2 BIRO



DE-3
130 x 70 x 75 (cm) - MEJA 1/2 BIRO

Desking

(75)



INDACHI®

Wall Partition | Workstation System 5 cm Thickness




CONFIGURATION X4D

OFFICE SYSTEM

Aluminium Frame

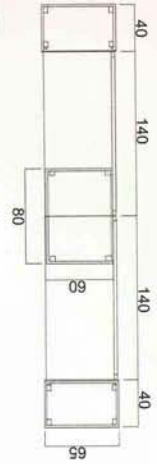


steel powdercoating



PARTITION

THICKNESS 5 cm



CONFIGURATION 2AL

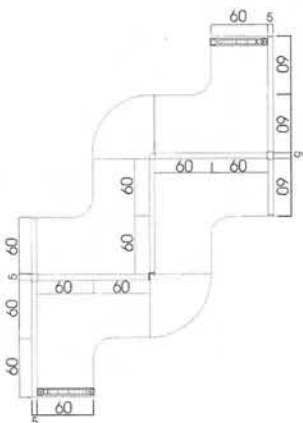
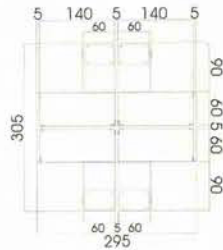
CONFIGURATION 3.120



Low panel and ergonomically shaped workstation which enhance comfortable surrounding and promote interaction among users.



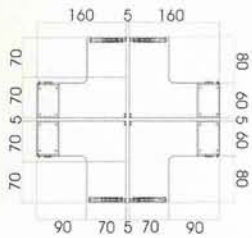
Simple and flexible designed to provide users a comfortable environment to meet everyone's ever-changing needs. It also helps encourage communication and interaction among colleagues to achieve optimum teamwork.



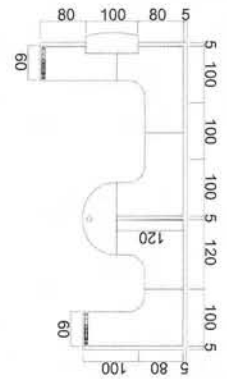
CONFIGURATION 4LS



Partition



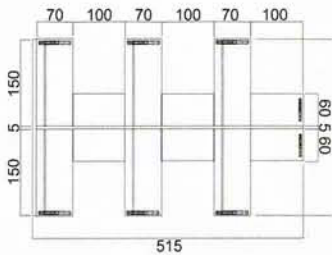
Hook on and stackable paper tray and multi accessories tray



CONFIGURATION 2KAS



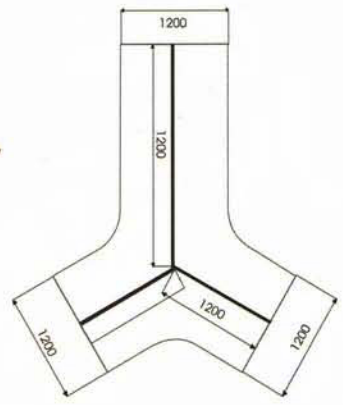
CONFIGURATION 3LR



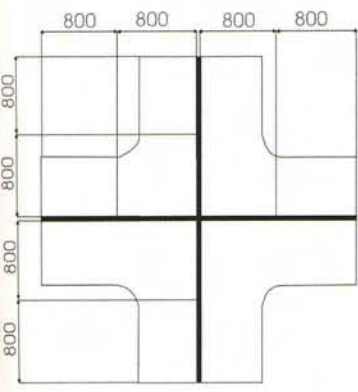
Comes with various kinds of flexible styles, could be customized according to your request to satisfy your needs and to maximise office space.

Partition

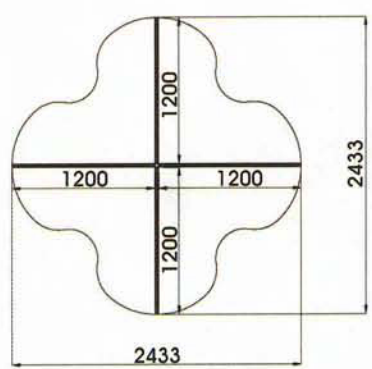




Durable panel system with flexibility



Simple and fashionable. Available in fabric and HPL finished



Partition

INDACHI®

Fireproof Safe



D - 800 SSA
 Outside Dimension : W48XD433XH372 (mm)
 W19XD17XH141/ (in)
 Inside Dimension : W35XD267XH214 (mm)
 W14XD101/SH61/ (in)
 Unit Weight : 53kg/ 116 lb.
 Effective Capacity : 20 lb/ 0.71 cft
 Accessories : 1 tray.
 Standard : JS Resistant (1 hour)



D - 800 SSTA
 Outside Dimension : W34XD433XH512 (mm)
 W131/XD17XH20 (in)
 Inside Dimension : W214XD267XH354 (mm)
 W61/ XD101/SH14 (in)
 Unit Weight : 53kg/ 116 lb.
 Effective Capacity : 20 lb/ 0.71 cft
 Accessories : 1 tray.
 Standard : JS Resistant (1 hour)



D - 800 SDA
 Outside Dimension : W463XD512XH465 (mm)
 W18XD20XH26 (in)
 Inside Dimension : W325XD335XH470 (mm)
 W121/XD13XH181/ (in)
 Unit Weight : 95kg/ 209 lb.
 Effective Capacity : 50 lb/ 1.77 cft
 Accessories : 1 tray, 1 shelf
 Standard : JS Resistant (1 hour)



D - 801 A
 Outside Dimension : W590XD593XH760 (mm)
 W23XD23XH30 (in)
 Inside Dimension : W450XD335XH560 (mm)
 W18XD14XH22 (in)
 Unit Weight : 155kg/ 341 lb.
 Effective Capacity : 90 lb/ 3.17 cft
 Accessories : 1 tray with key, 1 shelf
 Standard : JS Resistant (2 hour)



D - 802 A
 Outside Dimension : W590XD593XH930 (mm)
 W23XD23XH361/ (in)
 Inside Dimension : W450XD335XH720 (mm)
 W18XD14XH281/ (in)
 Unit Weight : 190kg/ 419 lb.
 Effective Capacity : 115 lb/ 4.06 cft
 Accessories : 1 tray with key, 1 shelf
 Standard : JS Resistant (2 hour)



D - 803 A
 Outside Dimension : W590XD593XH1270 (mm)
 W19XD17XH141/ (in)
 Inside Dimension : W450XD355XH1060 (mm)
 W18XD14XH141/ (in)
 Unit Weight : 250kg/ 550 lb.
 Effective Capacity : 170 lb/ 6 cft
 Accessories : 1 tray with key, 2 shelves
 Standard : JS Resistant (2 hour)



D - 804 A
 Outside Dimension : W590XD593XH1270 (mm)
 W27XD23XH50 (in)
 Inside Dimension : W550XD355XH1060 (mm)
 W21XD14XH141/ (in)
 Unit Weight : 295kg/ 650 lb.
 Effective Capacity : 207 lb/ 7 cft
 Accessories : 1 tray with key, 2 shelves
 Standard : JS Resistant (2 hour)



D - 900 A
 Outside Dimension : W1042XD645XH1270 (mm)
 W41XD25XH50 (in)
 Inside Dimension : W886XD440XH1050 (mm)
 W35XD17XH41 (in)
 Unit Weight : 400kg/ 882 lb.
 Effective Capacity : 410 lb/ 14.47 cft
 Accessories : 2 tray with key, 2 shelves
 Standard : JS Resistant (2 hour)



D - 901 A
 Outside Dimension : W1042XD645XH1570 (mm)
 W41XD25XH62 (in)
 Inside Dimension : W886XD440XH1350 (mm)
 W35XD17XH53 (in)
 Unit Weight : 650kg/ 1212 lb.
 Effective Capacity : 526 lb/ 18.57 cft
 Accessories : 2 tray with key, 3 shelves
 Standard : JS Resistant (2 hour)



D - 902 A
 Outside Dimension : W1042XD645XH1810 (mm)
 W41XD25XH71 (in)
 Inside Dimension : W886XD440XH1590 (mm)
 W35XD17XH63 (in)
 Unit Weight : 640kg/ 1410 lb.
 Effective Capacity : 620 lb/ 21.89 cft
 Accessories : 2 tray with key, 3 shelves
 Standard : JS Resistant (2 hour)

Night Deposit Safe



D - 110 N



D - 90 N
 Outside Dimension : W470XD497XH901 (mm)
 Inside Dimension : W332XD335XH472 (mm)
 Unit Weight : 130 kg
 Effective Capacity : 50 lb
 Accessories : 1 Drawer with key, 1 shelf
 1 Key Lock with handle
 1 Combination Lock
 1 Deposit Drawer with key

D - 110 N
 Outside Dimension : W590XD588XH1116 (mm)
 Inside Dimension : W450XD335XH628 (mm)
 Unit Weight : 250 kg
 Effective Capacity : 90 lb
 Accessories : 1 Drawer with key, 1 shelf
 1 Key Lock with handle
 1 Combination Lock
 1 Deposit Drawer with key

Fireproof Filling Cabinet



DFC - 2 D
 Outside Dimension : W515XD755XH820 (mm)
 W20XD30XH47 (in)
 Internal Dimension : W389XD699XH300 (mm)
 Drawer : W15XD26XH12 (mm)
 Unit Weight : 180 kg/ 396 lb.
 Standard : JS Resistant (1 hour)

DFC - 3 D
 Outside Dimension : W515XD755XH1184 (mm)
 W20XD30XH47 (in)
 Internal Dimension : W389XD699XH300 (mm)
 Drawer : W15XD26XH12 (mm)
 Unit Weight : 265 kg/ 583 lb.
 Standard : JS Resistant (1 hour)

DFC - 4 D
 Outside Dimension : W515XD755XH1546 (mm)
 W20XD30XH47 (in)
 Internal Dimension : W389XD699XH300 (mm)
 Drawer : W15XD26XH12 (mm)
 Unit Weight : 350 kg/ 770 lb.
 Standard : JS Resistant (1 hour)



D - 90 N



D - 10

D - 10
 Outside Dimension : W350XD250XH250 (mm)
 Inside Dimension : W305XD190XH200 (mm)
 Unit Weight : 11 kg
 Effective Capacity : 11 lb
 Accessories : 1 shelf + 4 pcs Dinabul
 2 Key Lock
 1 Combination Digital Lock



EGMA - 800
 * Unit Weight : 50 kg/110 lb.
 * Accessories : 1 Tray
 * Standard : KSG-4500 Resistance (1 hour)



EGDA - 800



EGMA - 801
 * Unit Weight : 50 kg/110 lb.
 * Accessories : 1 Tray
 * Standard : KSG-4500 Resistance (1 hour)



EGDA - 801



EGMA - 801 XD
 * Unit Weight : 70 kg/154 lb.
 * Accessories : 1 Tray, 1 shelf
 * Standard : KSG-4500 Resistance (1 hour)



EGDA - 801 XD



EGMA - 802
 * Unit Weight : 110 kg/242 lb.
 * Accessories : 1 shelf, 1 drawer
 * Standard : KSG-4500 Resistance (1 hour)



EGDA - 802



EGMA - 900
 * Unit Weight : 180 kg/396 lb.
 * Accessories : 1 shelf, 1 drawer
 * Standard : KSG-4500 Resistance (2 hour)



EGDA - 900



EGMA - 901
 * Unit Weight : 220 kg/484 lb.
 * Accessories : 2 shelves, 1 drawer
 * Standard : KSG-4500 Resistance (2 hour)



EGDA - 901



EGMA - 902
 * Unit Weight : 380 kg/836 lb.
 * Accessories : 2 shelves, 1 drawer
 * Standard : KSG-4500 Resistance (2 hour)



EGDA - 902



EGMA - 909
 * Unit Weight : 650 kg/1430 lb.
 * Accessories : 3 shelves, 2 drawer
 * Standard : KSG-4500 Resistance (2 hour)



EGDA - 909
 * Unit Weight : 650 kg/1430 lb.
 * Accessories : 3 shelves, 2 drawer
 * Standard : KSG-4500 Resistance (2 hour)

Fireproof Filling Cabinet



EFC - 2D
 * Unit Weight : 180 kg/396 lb.
 * Standard : KSG-4500 Resistance (1 hour)



EFC - 3D
 * Unit Weight : 265 kg/583 lb.
 * Standard : KSG-4500 Resistance (1 hour)



EFC - 4D

- | | |
|--|--|
| <p>EGMA - EGDA 800
 - Outside : H 360 x W 480 x D 390 (mm)
 H 14 1/8 x W 18 7/8 x D 15 3/8 (inch)
 - Inside : H 220 x W 350 x D 260 (mm)
 H 8 5/8 x W 8 7/8 x D 10 1/4 (inch)</p> <p>EGMA - EGDA 801
 - Outside : H 500 x W 350 x D 390 (mm)
 H 19 3/4 x W 13 3/4 x D 15 3/8 (inch)
 - Inside : H 350 x W 210 x D 260 (mm)
 H 13 3/4 x W 8 1/4 x D 10 1/4 (inch)</p> <p>EGMA - EGDA 801 XD
 - Outside : H 540 x W 410 x D 490 (mm)
 H 21 1/4 x W 16 1/8 x D 19 1/4 (inch)
 - Inside : H 420 x W 300 x D 360 (mm)
 H 16 1/2 x W 11 7/8 x D 14 1/8 (inch)</p> <p>EGMA - EGDA 802
 - Outside : H 720 x W 490 x D 510 (mm)
 H 28 3/8 x W 19 1/4 x D 20 (inch)
 - Inside : H 720 x W 490 x D 350 (mm)
 H 18 1/2 x W 12 5/8 x D 13 3/4 (inch)</p> <p>EFC - 2D
 - Outside : H 820 x W 515 x D 755 (mm)
 - Inside : H 300 x W 389 x D 669 (mm)
 - Drawer : H 12 x W 15 x D 26 (inch)</p> <p>EFC - 4D
 - Outside : H 1546 x W 515 x D 755 (mm)
 - Inside : H 300 x W 389 x D 699 (mm)
 - Drawer : H 12 x W 15 x D 26 (inch)</p> | <p>EGMA - EGDA 900
 - Outside : H 880 x W 590 x D 510 (mm)
 H 34 5/8 x W 23 1/4 x D 20 1/8 (inch)
 - Inside : H 630 x W 420 x D 340 (mm)
 H 24 3/4 x W 16 1/2 (inch)</p> <p>EGMA - EGDA 901
 - Outside : H 1080 x W 590 x D 510 (mm)
 H 42 1/2 x W 23 1/4 x D 20 (inch)
 - Inside : H 840 x W 420 x D 340 (mm)
 H 33 x W 16 1/2 x D 13 1/2 (inch)</p> <p>EGMA - EGDA 902
 - Outside : H 1360 x W 750 x D 640 (mm)
 H 53 1/2 x W 29 1/2 x D 25 1/8 (inch)
 - Inside : H 1120 x W 580 x D 460 (mm)
 H 44 x W 22 7/5 x D 18 1/8 (inch)</p> <p>EGMA - EGDA 909
 - Outside : H 1780 x W 1215 x D 660 (mm)
 H 70 x W 47 7/8 x D 26 (inch)
 - Inside : H 1505 x W 1020 x D 470 (mm)
 H 59 1/4 x W 40 1/8 x D 18 1/2 (inch)</p> <p>EFC - 3D
 - Outside : H 1184 x W 515 x D 755 (mm)
 - Inside : H 300 x W 389 x D 669 (mm)
 - Drawer : H 12 x W 15 x D 26 (inch)</p> |
|--|--|

INDACHI[®]

OFFICE FURNITURE



GENERAL ROOM



Wall is a part of space, existing for the setting, extension and layout of the space, bringing out different functional applications. INDACHI high space is a wall but not only a wall. unlimited facing changes turn a dull wall body into a focus of surprise, the intelligent combination makes the wall body break away from traditional definition. the framework structure turns a wall into mobile, combinable assets... In the high space world of INDACHI, a wall is a wall, but no longer a wall only...

INDACHI[®] *Best of the best*



(T) : 0761-33338

(E) : info@wirakencana.com

(W) : www.wirakencana.com